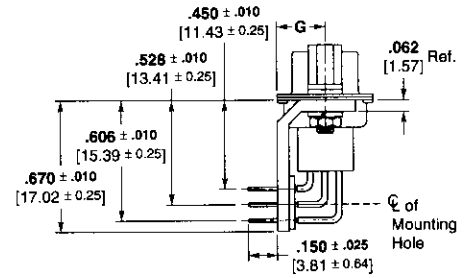
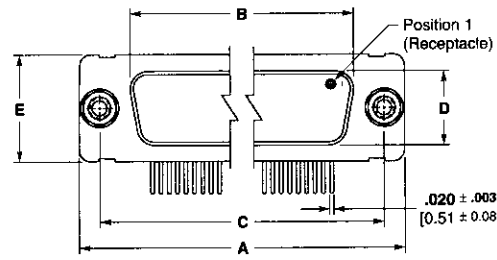


Right-Angle PCB, Series 90, with Female Screwlocks

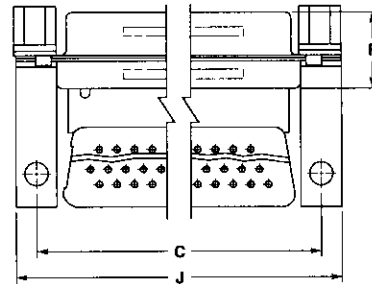
Material and Finish

Shell — Brass, gold over copper plated

Insert — Diallyl phthalate or polyester or Polyphenylene Sulfide (PPS)



Shell Size 1 thru 4



Plugs

No. of Contact Pos. (Shell Size)	Dimensions									AMP Part No.
	A	B	C	D	E	F	G	J		
15 (1)	1.213 30.81	.666 16.92	.984 24.99	.329 8.36	.494 12.55	.422 10.72	.246 ± .010 6.25 ± 0.25	1.204 30.58		1-593326-7
26 (2)	1.541 39.14	.994 25.25	1.312 33.32	.329 8.36	.494 12.55	.422 10.72	.246 ± .010 6.25 ± 0.25	1.532 38.91		1-593326-8
44 (3)	2.088 53.04	1.534 38.96	1.852 47.04	.329 8.36	.494 12.55	.426 10.82	.246 ± .010 6.25 ± 0.25	2.077 52.76		1-593326-9
62 (4)	2.729 69.32	2.182 55.42	2.500 63.50	.329 8.36	.494 12.55	.426 10.82	.246 ± .010 6.25 ± 0.25	2.720 69.09		2-593326-0
78 (5)	2.635 66.93	2.079 52.81	2.406 61.11	.441 11.20	.605 15.37	.426 10.82	.246 ± .010 6.25 ± 0.25	2.626 66.70		2-593326-1
104 (6)	2.729 69.32	2.213 56.21	2.500 63.50	.503 12.78	.668 16.97	.426 10.82	.246 ± .010 6.25 ± 0.25	2.720 69.09		2-593326-2

Receptacles

No. of Contact Pos. (Shell Size)	Dimensions									AMP Part No.
	A	B	C	D	E	F	G	J		
15 (1)	1.213 30.81	.643 16.33	.984 24.99	.311 7.90	.494 12.55	.422 10.72	.248 ± .010 6.30 ± 0.25	1.204 30.58		1-593327-7
26 (2)	1.541 39.14	.971 24.66	1.312 33.32	.311 7.90	.494 12.55	.422 10.72	.248 ± .010 6.30 ± 0.25	1.532 38.91		1-593327-8
44 (3)	2.088 53.04	1.511 38.38	1.852 47.04	.311 7.90	.494 12.55	.426 10.82	.248 ± .010 6.30 ± 0.25	2.077 52.76		1-593327-9
62 (4)	2.729 69.32	2.159 54.84	2.500 63.50	.311 7.90	.494 12.55	.426 10.82	.248 ± .010 6.30 ± 0.25	2.720 69.09		2-593327-0
78 (5)	2.635 66.93	2.064 52.43	2.406 61.11	.423 10.74	.605 15.37	.426 10.82	.248 ± .010 6.30 ± 0.25	2.626 66.70		2-593327-1
104 (6)	2.729 69.32	2.188 55.58	2.500 63.50	.485 12.32	.668 16.97	.426 10.82	.248 ± .010 6.30 ± 0.25	2.726 69.24		2-593327-2