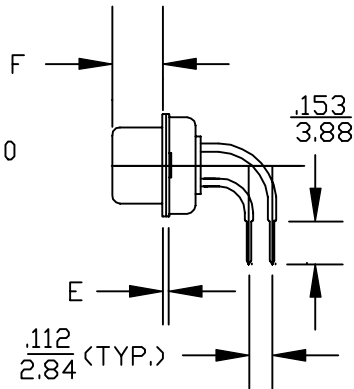
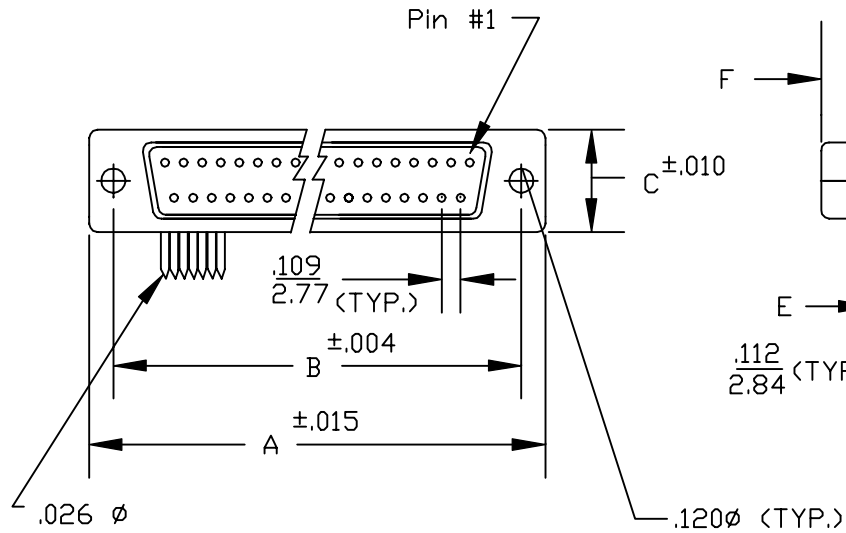
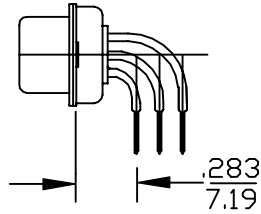
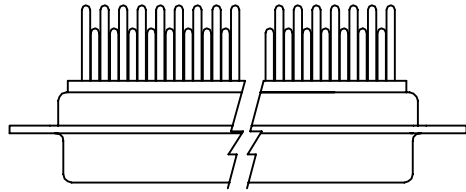
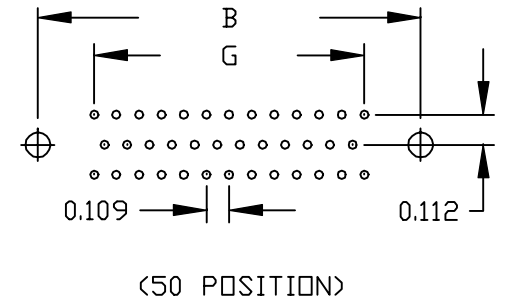
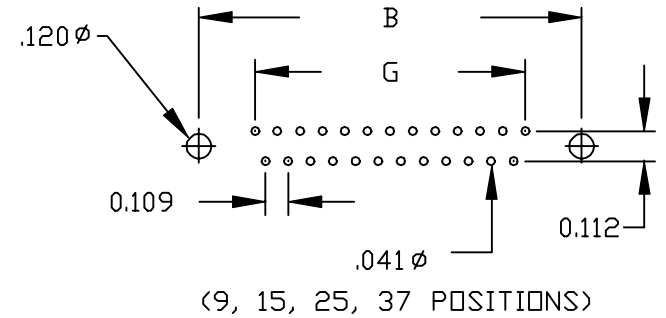


**DESCRIPTION: R/A .283 FOOTPRINT MACHINED- FEMALE**



	A	B	C	E	F	G
9	1.213	.984	.494	.035	.243	0.436
	30.81	24.99	12.55	0.89	6.17	11.07
15	1.541	1.312	.494	.035	.243	0.763
	39.14	33.32	12.55	0.89	6.17	19.38
25	2.088	1.852	.494	.035	.243	1.308
	53.04	47.04	12.55	0.89	6.17	33.22
37	2.729	2.500	.494	.035	.243	1.962
	69.32	63.50	12.55	0.89	6.17	49.83
50	2.635	2.406	.605	.035	.243	1.744
	69.32	61.11	15.37	0.89	6.17	44.32



**173-EXX-X1X-XX1**

Series \_\_\_\_\_  
 Position \_\_\_\_\_  
 Gender \_\_\_\_\_  
 1 = Male  
 2 = Female  
 PC Mount \_\_\_\_\_  
 Shell Plating \_\_\_\_\_  
 1 = Yellow Chromate  
 2 = Tin  
 Hardware Options \_\_\_\_\_  
 00 = No Hardware  
 24 = Short Bracket with 4-40 Screw  
 14 = Short Bracket with 4-40 Screw Lock  
 Plating \_\_\_\_\_  
 1 = Gold Flash  
 2 - 30 Micro-inch Gold

**SPECIFICATIONS:**

**MATERIALS:**

**SHELL: STEEL, TIN OR YELLOW CHROMATE PLATED**  
**INSULATOR: UL 94V-0 RATED WHITE PBT**  
**+30% FIBER-GLASS OR NYLON-66**

**ELECTRICALS:**

**CURRENT RATING: 5 AMPS**  
**CONTACT RESISTANCE: 15 mOHMS MAX**  
**INSULTOR RESISTANCE: 1000 MOHMS MIN**  
**VOLTAGE: 500V AC FOR 1 MINUTE**  
**TEMPERATURE: -50°C TO +100°C**



THESE DRAWINGS AND SPECIFICATIONS ARE THE PROPERTY OF NorComp AND SHALL NOT BE REPRODUCED, COPIED OR USED AS THE BASIS FOR THE MANUFACTURE OF SALE OF APPARATUS WITHOUT WRITTEN PERMISSION.

DRAWN: **WAYNE ROBBINS** DATE: **9-01-98**

CHECKED: \_\_\_\_\_ DATE: \_\_\_\_\_

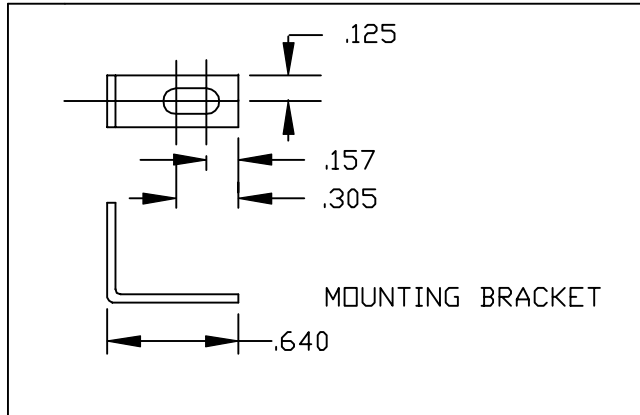
**NorComp**

SCALE: 1:1 SHEET 1 OF 2 REV 7

DWG NO. **173-EXX-21X-XX1**

DESCRIPTION:

173/174 SERIES



HARDWARE OPTIONS

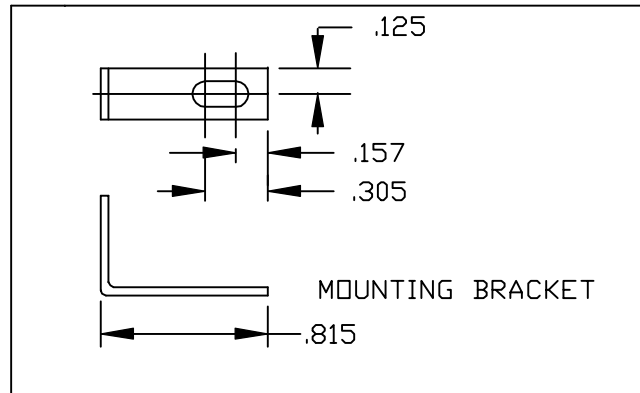
REPLACE -XX IN LAST 3 DIGITS WITH OPTION CHOSEN

173/174 SERIES

14X = SHORT BRACKET & 4-40 FEMALE HEX SOCKET

24X = SHORT BRACKET & 4-40 SCREW

175/176 SERIES



175/176 SERIES

15X = LONG BRACKET & 4-40 FEMALE HEX SOCKET

25X = LONG BRACKET & 4-40 SCREW

MATERIAL:  
COLD ROLLED STEEL  
  
PLATING:  
CLEAR ZINC OR YELLOW CHROMATE

	THESE DRAWINGS AND SPECIFICATIONS ARE THE PROPERTY OF NorComp AND SHALL NOT BE REPRODUCED, COPIED OR USED AS THE BASIS FOR THE MANUFACTURE OF SALE OF APPARATUS WITHOUT WRITTEN PERMISSION.		DRAWN: PAM JENKINS	DATE: 2-20-02
			CHECKED:	DATE:
<h1>NorComp</h1>		SCALE:	SHEET <b>1</b> OF <b>1</b>	REV <b>1</b>
		DWG NO. R/A BRACKET OPTIONS FOR MACHINED CONTACTS		