




AMPLIMITE .050 Series Connectors (.050 x .100 [1.27 x 2.54] Centerline) All-Plastic Board-to-Board Headers, Series I

Product Facts

- High-density D type interface
- Flame retardant thermo-plastic housings, material 94V-0 rated
- Right-angle and vertical configurations available
- Right-angle headers—30-96 contact positions
- Vertical headers—20-96 contact positions
- Recognized under the Component Program of Underwriters Laboratories, Inc., File No. E28476 
- Certified by Canadian Standards Association, File No. LR7189 



All-Plastic Board-to-Board Headers

These board-mount, plug and receptacle headers offer a high-density D type interface and feature a .050 x .100 [1.27 x 2.54] contact centerline spacing. They are ideally suited for applications where EMI/RFI protection is not necessary. Headers are available in two configurations, right-angle and vertical mount, with a choice of screw down, retention leg or solder post board retention.

This versatility in mounting configurations makes possible a variety of board-to-board interconnections, such as horizontal, parallel and right-angle. Right-angle headers are available in 30 through 96 positions and vertical mount headers are available in 20 through 96 positions.

Performance Specifications

- Voltage/Current rating:** 100 VDC, 1 ampere, max.
- Dielectric withstanding voltage:** 500 VAC, 1 min.
- Insulation resistance:** 1,000 Megohms, min.
- Operating temperature range:** -55° to +105°C
- Insertions/Extractions:** 100 cycles

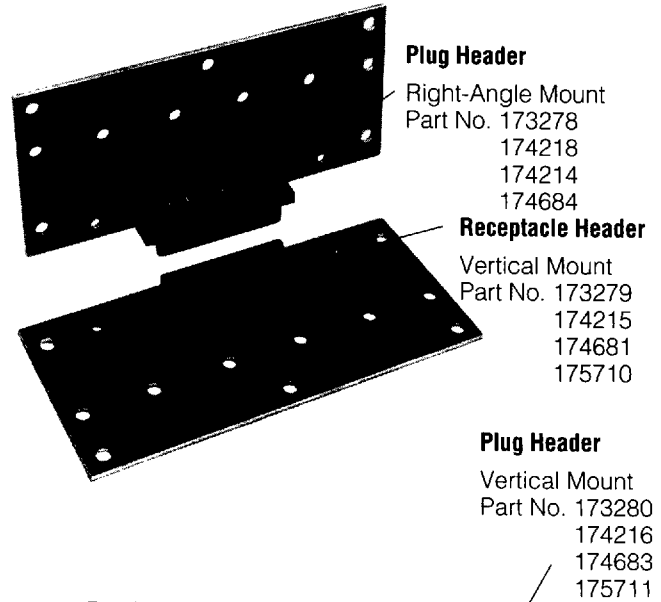

Technical Documents

- Product Specification:** 108-5203
- Instruction Sheet:** 408-292J

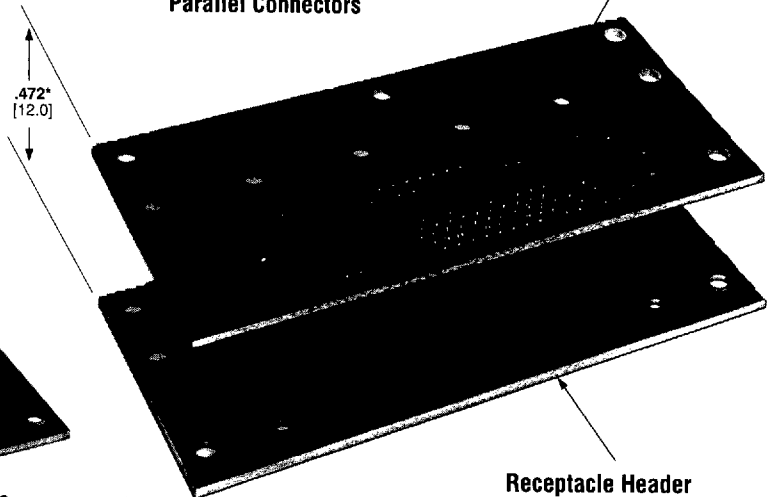
AMPLIMITE .050 Series Connectors All-Plastic Board-to-Board Headers, Series I

Board-to-Board Headers Typical Application

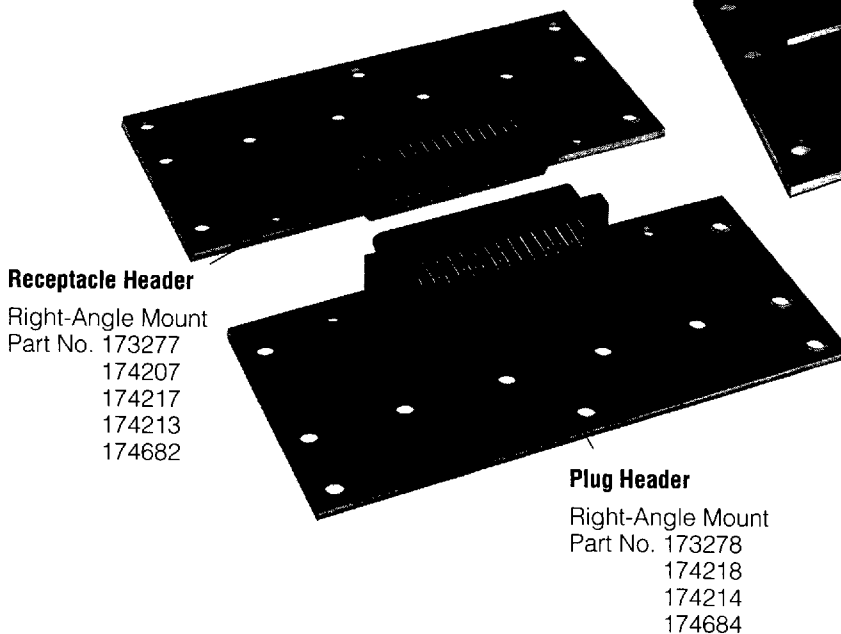
Right-Angle Connectors



Parallel Connectors



Horizontal Connectors



Receptacle Header
Vertical Mount
Part No. 173279
174215
174681
175710

*Mating Dimension

AMPLIMITE .050 Series Connectors All-Plastic Board-to-Board Headers, Series I (Continued)

Receptacle Headers Vertical Mount With Thru-Holes for Board Mounting

Material and Finish:

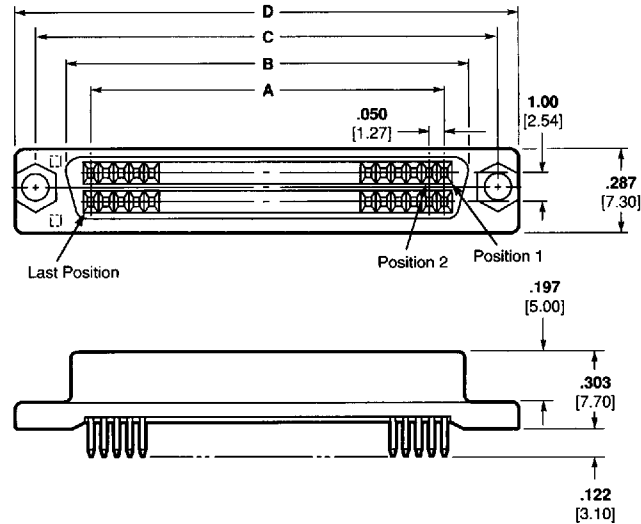
Housing—Thermoplastic, 94V-0 rated, black

Contacts—Phosphor bronze, duplex plated .000008 [0.0002] min. or .000030 [0.00076] min. gold on contact area. .0254 [0.001] min. tin-lead on soldering area, with entire contact underplated .000050 [0.00127] min. nickel

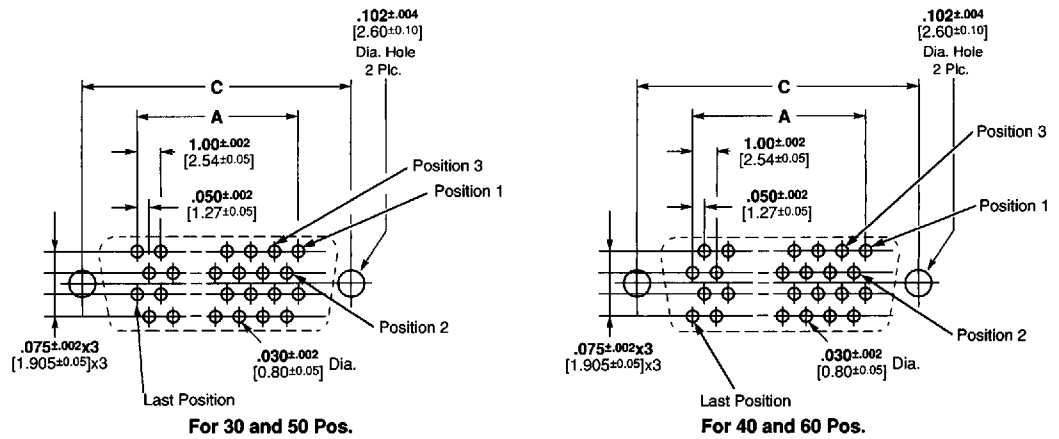
Technical Documents:

Product Specification—108-5203

Instruction Sheet—408-292J



Pc Board Mounting Dimensions



- Notes:** 1. Connector side of pc board layout shown.
2. Pc board layouts and connector dimensions illustrated above serve as a guide only; they are not to be used for actual design or construction of customer equipment. Consult AMP customer drawings for detailed pc board layout and connector dimensions requirements.

No. of Pos.	Dimensions				Part Numbers	
	A	B	C	D	.000008 [0.0002]	.000030 [0.00076]
30	.700 17.78	.866 22.00	1.090 27.75	1.250 31.80	173279-1	6-173279-1
40	.950 24.13	1.110 28.30	1.340 34.10	1.500 38.10	173279-2	6-173279-2
50	1.200 30.48	1.370 34.70	1.590 40.45	1.750 44.50	173279-3	6-173279-3
60	1.450 36.83	1.610 41.00	1.840 46.80	2.000 50.80	173279-4	6-173279-4

Note: To mount connector to pc board, use M2 screws and nuts (not supplied).

For drawings, technical data or samples, contact your AMP sales engineer or call the AMP Product Information Center: 1-800-522-6752. Dimensions are in inches and millimeters unless specified otherwise. Values in brackets are metric equivalents. Specifications subject to change. Consult AMP Incorporated for latest specifications.