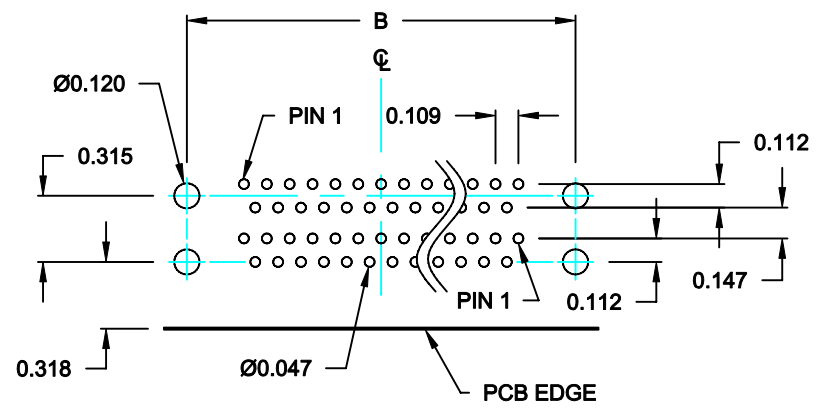
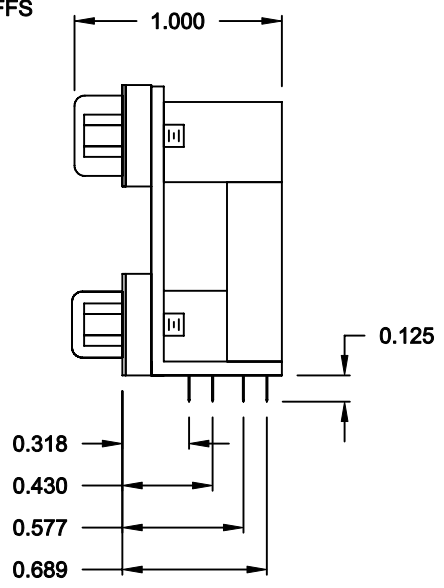
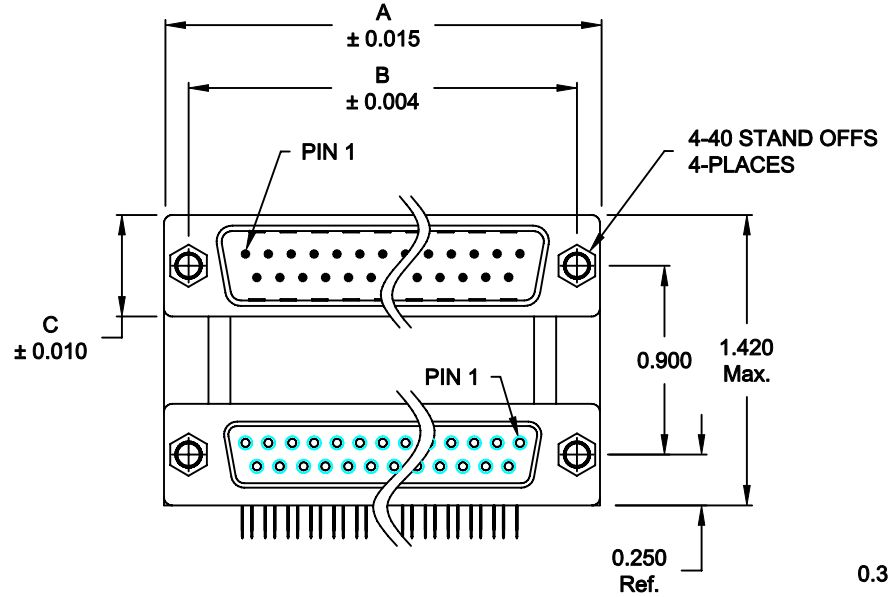


DESCRIPTION: 0.900 CENTER DUAL PORT D-SUB - MALE OVER FEMALE

| DIMENSIONS (IN.) | | | | |
|------------------|-------|-------|-------|-------|
| | 9 | 15 | 25 | 37 |
| A | 1.204 | 1.535 | 2.078 | 2.724 |
| B | 0.984 | 1.312 | 1.850 | 2.500 |
| C | 0.494 | 0.494 | 0.494 | 0.494 |



RECOMMENDED PCB LAYOUT

SPECIFICATION:

MATERIAL:
 SHELL: STEEL, NICKEL PLATED
 INSULATOR: UL 94V-0 RATED, BLACK PA9T, 260° PROCESS TEMP.
CONTACTS: BRASS
 CONTACT PLATING: GOLD PLATED ENTIRE CONTACT

ELECTRICAL:
 INSULATOR RESISTANCE: 1,000 Ohms Min.
 DIELECTRIC STRENGTH: 1,000VAC RMS
 CURRENT RATING: 5 AMPS
 OPERATING TEMPERATURE: -55° C TO 105° C

179-YYY-413R481

SERIES _____
 POSITIONS _____
 009
 015
 025
 037
 GENDER _____
 31 = FEMALE OVER MALE
 41 = MALE OVER FEMALE
 51 = FEMALE OVER FEMALE
 61 = MALE OVER MALE
 SHELL PLATING _____
 3 = NICKEL
 RoHS COMPLIANT (HIGH TEMP. PROCESS) _____
 HARDWARE OPTIONS _____
 48 = 4-40 STAND OFFS/METAL BRACKET
 PLATING OPTIONS _____
 1 = GOLD FLASH

DO NOT SCALE FROM DRAWING

| | | | | |
|----------------|---|-------------------|---------------------------|--------------------------|
| | THESE DRAWINGS AND SPECIFICATIONS ARE THE PROPERTY OF NorComp AND SHALL NOT BE REPRODUCED, COPIED OR USED AS THE BASIS FOR THE MANUFACTURE OF SALE OF APPARATUS WITHOUT WRITTEN PERMISSION. | | DRAWN: C. SMITH | DATE: 04-03-07 |
| | | | CHECKED: | DATE: |
| NorComp | SCALE: 1 : 1 | SHEET 1 | OF 1 | REV 3 |
| | DWG NO. 179-YYY-413R481 | | | |

RoHS COMPLIANT