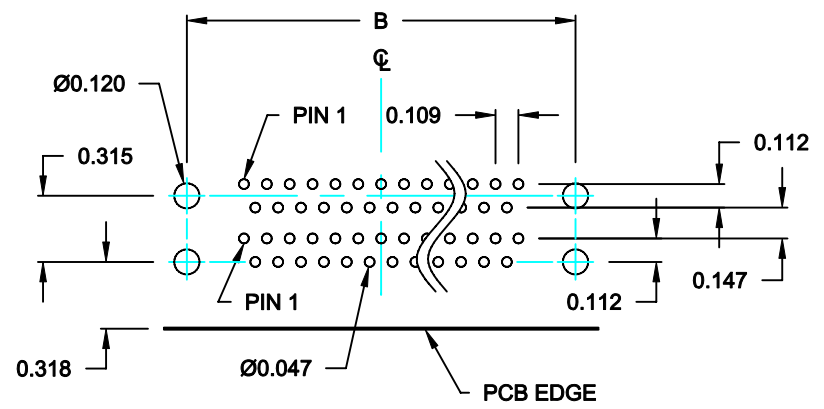
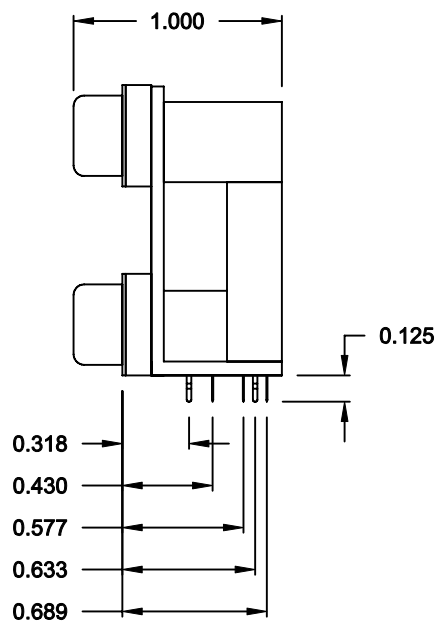
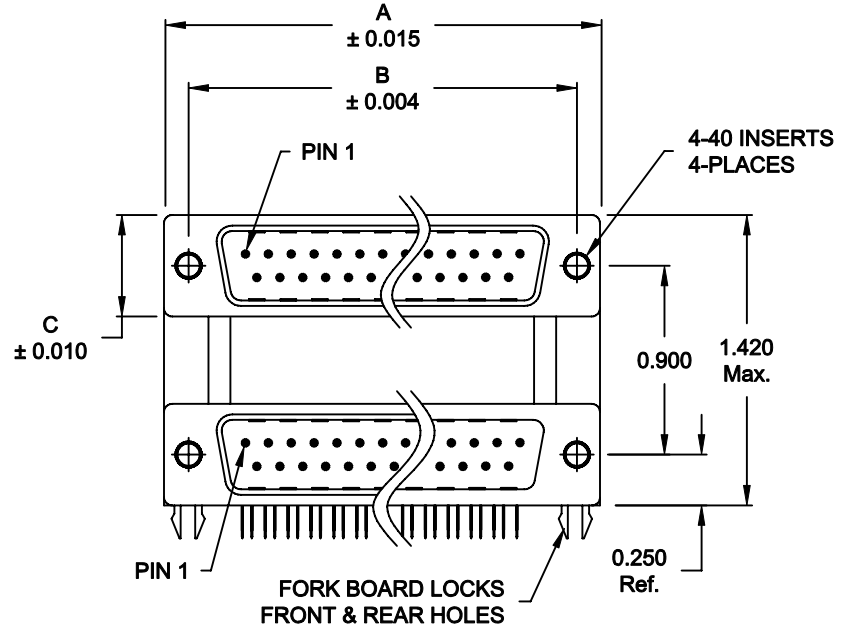


DESCRIPTION: 0.900 CENTER DUAL PORT D-SUB - MALE OVER MALE

DIMENSIONS (IN.)				
	9	15	25	37
A	1.204	1.535	2.078	2.724
B	0.984	1.312	1.850	2.500
C	0.494	0.494	0.494	0.494



RECOMMENDED PCB LAYOUT

SPECIFICATION:

MATERIAL:
 SHELL: STEEL, NICKEL PLATED
 INSULATOR: UL 94V-0 RATED, BLACK PA9T, 260° PROCESS TEMP.
 CONTACTS: BRASS
 CONTACT PLATING: GOLD PLATED ENTIRE CONTACT

ELECTRICAL:
 INSULATOR RESISTANCE: 1,000 Ohms Min.
 DIELECTRIC STRENGTH: 1,000VAC RMS
 CURRENT RATING: 5 AMPS
 OPERATING TEMPERATURE: -55° C TO 105° C

179-YYY-613R491

SERIES _____
 POSITIONS _____
 009
 015
 025
 037
 GENDER _____
 31 = FEMALE OVER MALE
 41 = MALE OVER FEMALE
 51 = FEMALE OVER FEMALE
 61 = MALE OVER MALE
 SHELL PLATING _____
 3 = NICKEL
 RoHS COMPLIANT (HIGH TEMP. PROCESS) _____
 HARDWARE OPTIONS _____
 49 = 4-40 INSERTS/BOARD LOCKS
 PLATING OPTIONS _____
 1 = GOLD FLASH

DO NOT SCALE FROM DRAWING

	THESE DRAWINGS AND SPECIFICATIONS ARE THE PROPERTY OF NorComp AND SHALL NOT BE REPRODUCED, COPIED OR USED AS THE BASIS FOR THE MANUFACTURE OF SALE OF APPARATUS WITHOUT WRITTEN PERMISSION.		DRAWN: C. SMITH	DATE: 03-30-07
			CHECKED:	DATE:
NorComp	SCALE: 1 : 1	SHEET 1	OF 1	REV 3
	DWG NO. 179-YYY-613R491			

RoHS COMPLIANT