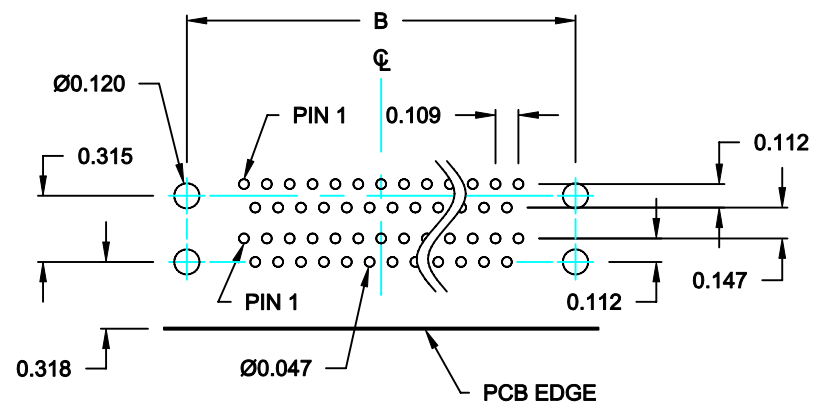
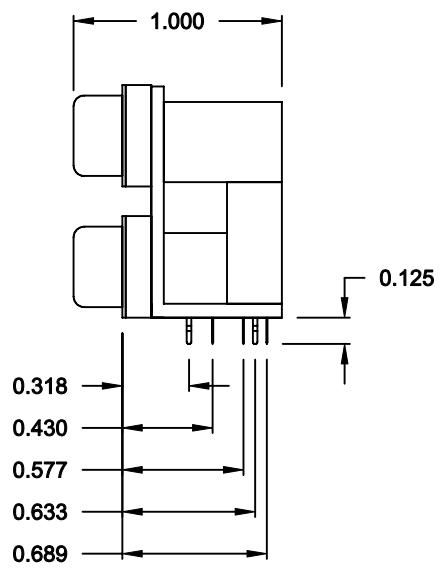
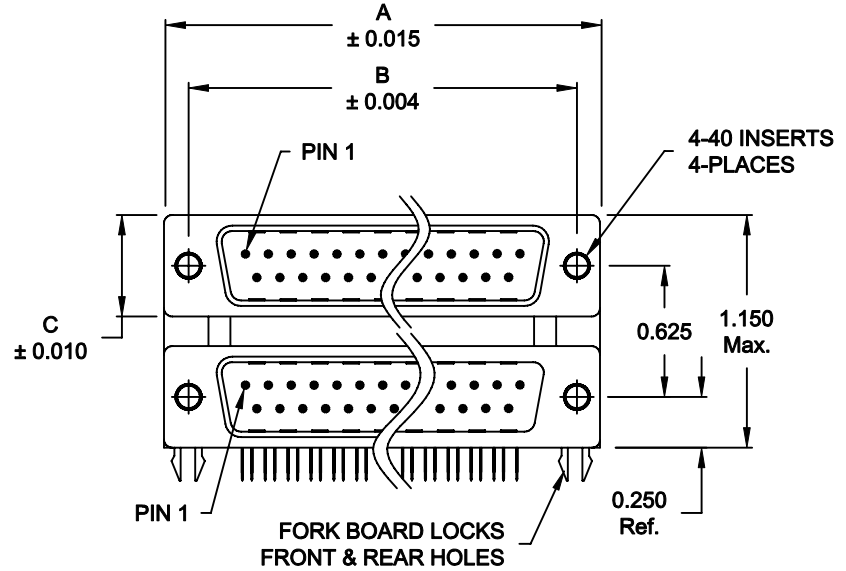


DESCRIPTION: 0.625 CENTER DUAL PORT D-SUB - MALE OVER MALE

DIMENSIONS (IN.)				
	9	15	25	37
A	1.204	1.535	2.078	2.724
B	0.984	1.312	1.850	2.500
C	0.494	0.494	0.494	0.494



RECOMMENDED PCB LAYOUT

SPECIFICATION:

MATERIAL:
 SHELL: STEEL, NICKEL PLATED
 INSULATOR: UL 94V-0 RATED, BLACK PA9T, 260° PROCESS TEMP.
 CONTACTS: BRASS
 CONTACT PLATING: GOLD PLATED ENTIRE CONTACT

ELECTRICAL:
 INSULATOR RESISTANCE: 1,000 Ohms Min.
 DIELECTRIC STRENGTH: 1,000VAC RMS
 CURRENT RATING: 5 AMPS
 OPERATING TEMPERATURE: -55° C TO 105° C

189-YYY-613R491

- SERIES _____
- POSITIONS _____
- 009 _____
- 015 _____
- 025 _____
- 037 _____
- GENDER _____
- 31 = FEMALE OVER MALE
- 41 = MALE OVER FEMALE
- 51 = FEMALE OVER FEMALE
- 61 = MALE OVER MALE
- SHELL PLATING _____
- 3 = NICKEL
- RoHS COMPLIANT (HIGH TEMP. PROCESS) _____
- HARDWARE OPTIONS _____
- 49 = 4-40 INSERTS/BOARD LOCKS
- PLATING OPTIONS _____
- 1 = GOLD FLASH

DO NOT SCALE FROM DRAWING

	THESE DRAWINGS AND SPECIFICATIONS ARE THE PROPERTY OF NorComp AND SHALL NOT BE REPRODUCED, COPIED OR USED AS THE BASIS FOR THE MANUFACTURE OF SALE OF APPARATUS WITHOUT WRITTEN PERMISSION.		DRAWN: C. SMITH	DATE: 03-30-07
			CHECKED:	DATE:
NorComp	SCALE: 1 : 1	SHEET 1	OF 1	REV 3
	DWG NO. 189-YYY-613R491			

RoHS COMPLIANT