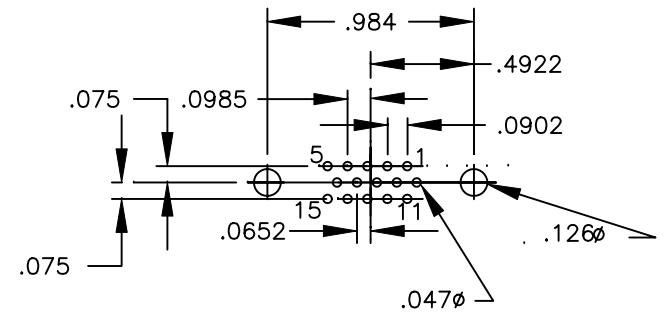
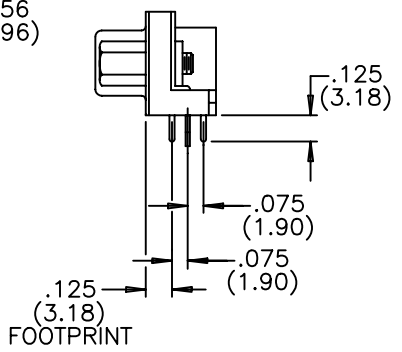
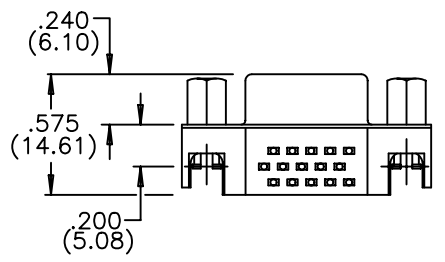
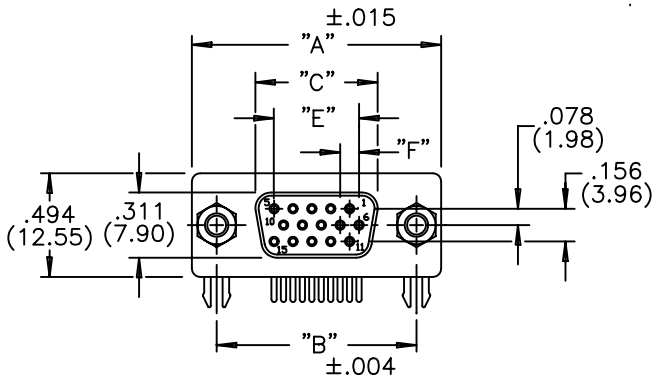


DESCRIPTION: HIGH DENSITY .125" FOOTPRINT FEMALE



193-015-213RXX1

SERIES _____

NUMBER OF CONTACTS _____

GENDER _____

2 = FEMALE (NO GROUND INDENTS)

PC MOUNT _____

3 = NICKEL SHELL _____

HARDWARE OPTIONS: _____

53 = 4-40 INSERT WITH BOARD LOCKS

56 = 4-40 STANDOFFS WITH BOARD LOCKS

MATERIALS:

INSULATOR: NYLON 9T, UL94V-0 - 260°C PROCESS TEMP. CHEMICAL RESISTANCE, COLOR BLACK

SHELL: STEEL, NICKEL PLATED

CONTACT: PHOSPHOR BRONZE
GOLD FLASH IN MATING AREA
TIN PLATING ON TAIL ENDS

RoHS COMPLIANT

ELECTRICAL:

CURRENT RATING: 2 AMPERES

DIELECTRIC WITHSTANDING VOLTAGE: 1000VAC rms AT SEA LEVEL

INSULATION RESISTANCE: 5000 MEGOHMS MIN.

CONTACT RESISTANCE: 10 MILLIOHMS MAX.

WORKING TEMPERATURE: -55° TO +125° C

NUMBER OF CONTACTS	"A" Inch (mm)	"B" Inch (mm)	"C" Inch (mm)	"E" Inch (mm)	"F" Inch (mm)
15	1.214 (30.84)	.984 (24.99)	.642 (16.30)	.405 (10.29)	.090 (2.29)

	THESE DRAWINGS AND SPECIFICATIONS ARE THE PROPERTY OF NorComp AND SHALL NOT BE REPRODUCED, COPIED OR USED AS THE BASIS FOR THE MANUFACTURE OF SALE OF APPARATUS WITHOUT WRITTEN PERMISSION.		DRAWN: PAM JENKINS	DATE: 9-15-05
			CHECKED:	DATE:
<h1>NorComp</h1>		SCALE:	SHEET 1 OF 1	REV 1
		DWG NO. 193-015-213RXX1		