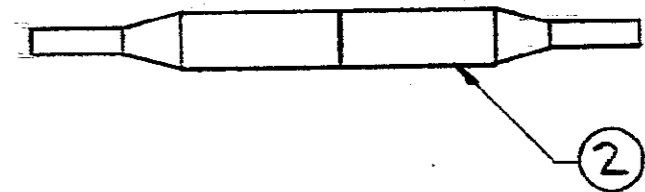
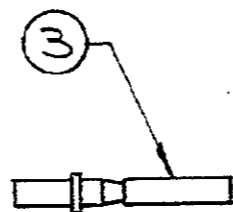
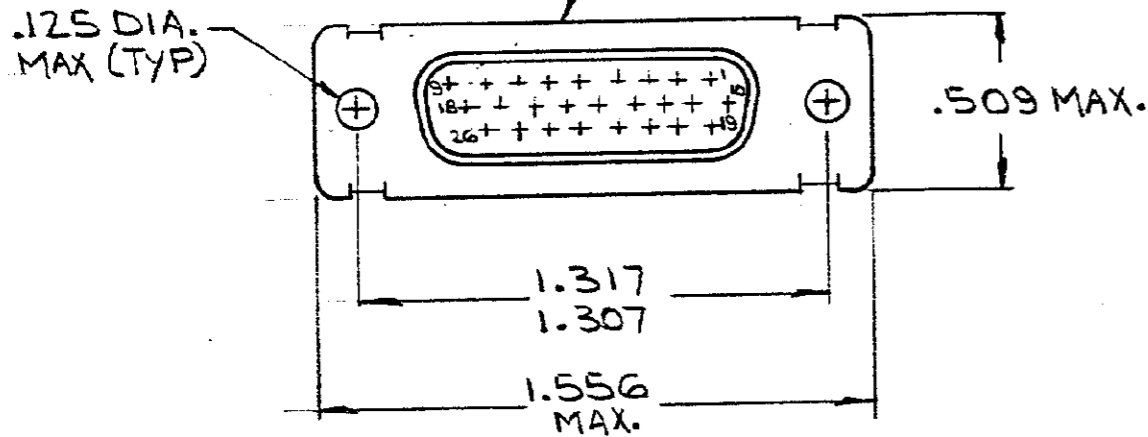


DRAWING MADE IN AMERICAN PROJECTION

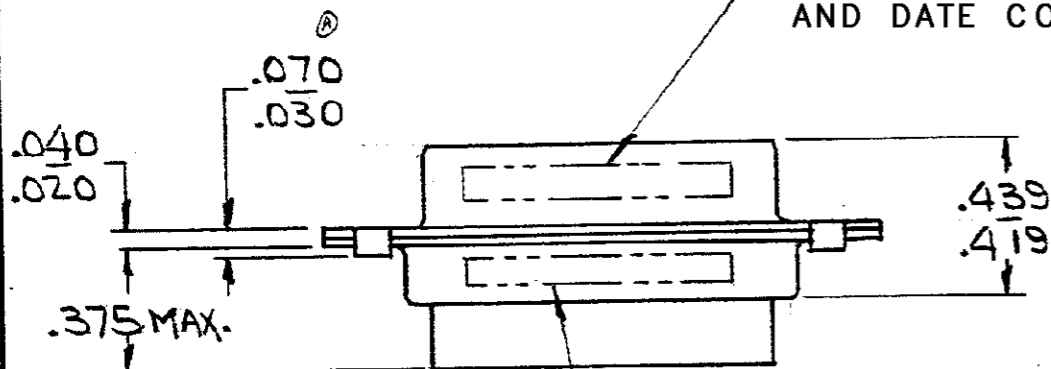
© 1970 BY AMP INCORPORATED. ALL RIGHTS RESERVED. AMP PRODUCTS COVERED BY PATENTS AND/OR PATENTS PENDING.

Unpublished copy not to be reproduced without written permission of AMP.

REVISIONS				
ZONE	LTR	DESCRIPTION	DATE	APPROVED
	A	REV. PER ECN B-948	5/11/73	JM
	B	ITEM 2 WAS 91054-1 ECN C-878	3/19/74	DER
	C	REV PER ECN J-709	9-8-82	AE
	D	REV PER DF 0021; DF-0160; R-2670	1-13-88	EMM
	E	REV PER DF4250	5-91	AE
	F	ECO-08-023688	11-08	BW



MFG'S NAME, BRAND OR LOGO AND DATE CODE MARKED NEAR SIDE



MARKED ON FAR SIDE

- ① M24308/2-12F (-1, -2 & -3 ONLY)
- ② M24308/6-12F (-4, -5 & -6 ONLY)

-	-	-	-	-	-	MIL No. M24308/6-12F MARKED ON PACKAGE	
-	-	-	-	-	-	MIL No. M24308/2-12F MARKED ON PACKAGE	
X	-	-	-	-	-	MIL No. M24308/6-18F MARKED ON PACKAGE	
-	-	-	X	-	-	MIL No. M24308/2-18F MARKED ON PACKAGE	
1	1	1	-	-	-	C 204502-2 RECEPTACLE ASSY, SIZE 2 (BRASS SHELL)	4
2626	-	2626	-	-	-	B 204351-1 CONTACT, SOCKET, SIZE 22D	3
1	-	1	1	-	1	B 91067-1 INSERTION/EXTRACTION TOOL	2
-	-	-	1	1	1	C 204502-1 RECEPTACLE ASSY, SIZE 2 (STEEL SHELL)	1
6	5	4	3	2	1	DWG NUMBER	NAME
204514	204514	204514	204514	204514	204514	UNLESS OTHERWISE SPECIFIED DIMENSIONS ARE IN INCHES TOLERANCES ON: DECIMALS ± .005 ANGLES ± .01	CONTRACT NO.
035	035	035	035	035	035	MATERIAL	AMP INCORPORATED HARRISBURG, PENNSYLVANIA
							DR. 11/30/70
							CHK. 12-3-70
							APPD. 12-9-70
							REV. 12-9-70
							DSGN APPD.
							OTHER APPD.
							SIZE B
							CODE IDENT NO. 00779
							NUMBER 204514
							REV F
							SCALE
							SHEET 1 OF 1

△ SUPD BY 206501-49 (26) 206071-1

CUSTOMER DRAWING