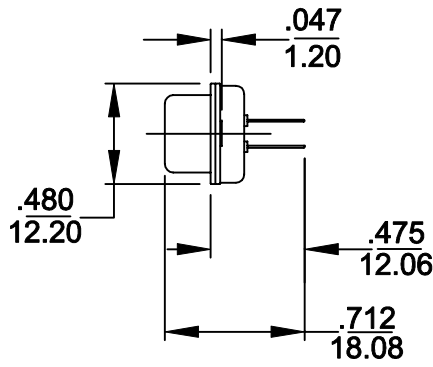
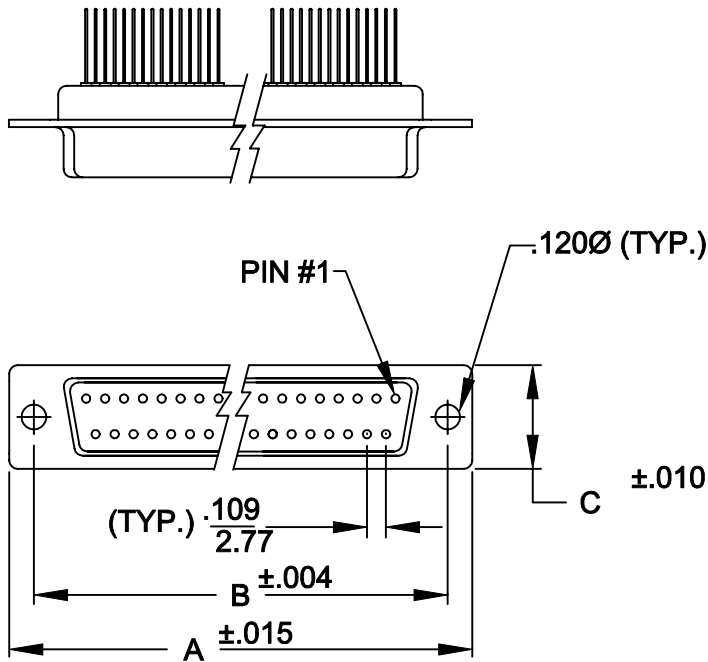
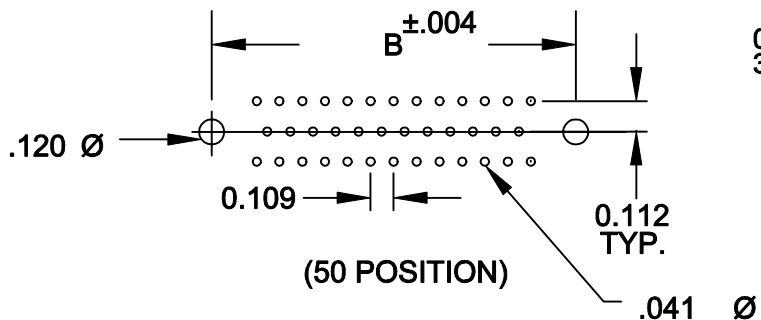
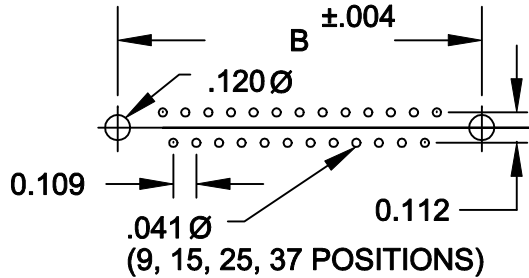


DESCRIPTION: DIP SOLDER FILTERED D-SUB



	A	B	C
9	1.204	.984	.480
	30.60	25.00	12.20
15	1.535	1.312	.480
	39.00	33.30	12.20
25	2.078	1.850	.480
	52.80	47.00	12.20
37	2.724	2.500	.480
	69.20	63.50	12.20
50	2.622	2.405	.598
	66.60	61.10	15.2



477-XXX-212-XX1

SERIES _____

POSITIONS _____

009
015
025
037
050

GENDER _____

1 = MALE
2 = FEMALE

TERMINATION _____

1 = VERTICAL DIP SOLDER

SHELL PLATING _____

2 = TIN

HARDWARE OPTIONS _____

00 = NO HARDWARE
31 = 4-40 THREADED INSERT

PLATING OPTIONS _____

1 = GOLD FLASH

SPECIFICATIONS:

MATERIALS:

- SHELL: STEEL, TIN PLATED
- INSULATOR: UL 94V-0 RATED PBTP
- GLASS-FIBER REINFORCED

ELECTRICALS:

- INDIVIDUAL CAPACITOR VALUE = 1000 pF
- OTHER VALUES AVAILABLE: CONSULT FACTORY
- CURRENT RATING: 5 AMPS
- CONTACT RESISTANCE: <10 mOHMS
- INSULTOR RESISTANCE: 1000 OHMS
- VOLTAGE: 1 KV / AC
- TEMPERATURE: -55°C TO +125°C

	THESE DRAWINGS AND SPECIFICATIONS ARE THE PROPERTY OF NorComp AND SHALL NOT BE REPRODUCED, COPIED OR USED AS THE BASIS FOR THE MANUFACTURE OF SALE OF APPARATUS WITHOUT WRITTEN PERMISSION.	DRAWN: WAYNE ROBBINS	DATE: 9-03-98
		CHECKED:	DATE:
<h1 style="margin: 0;">NorComp</h1>	SCALE: 1:1	SHEET 1 OF 1	REV 2
	DWG NO. 477-XXX-212-001		