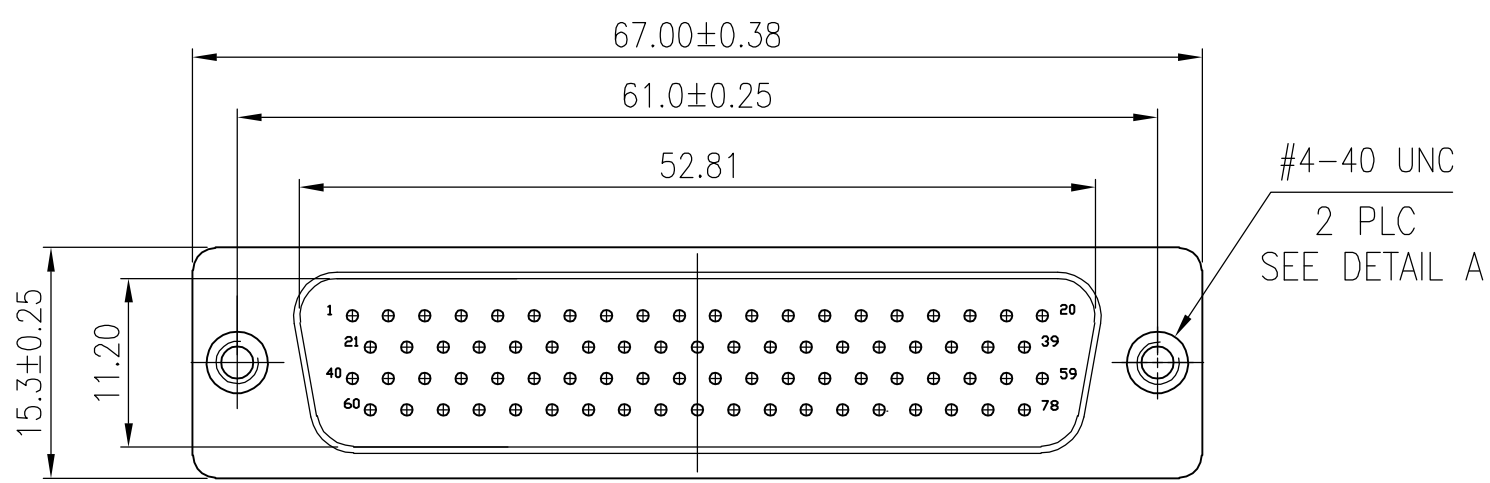
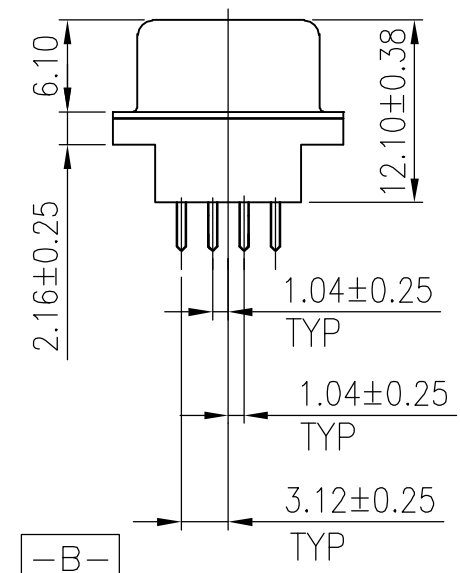
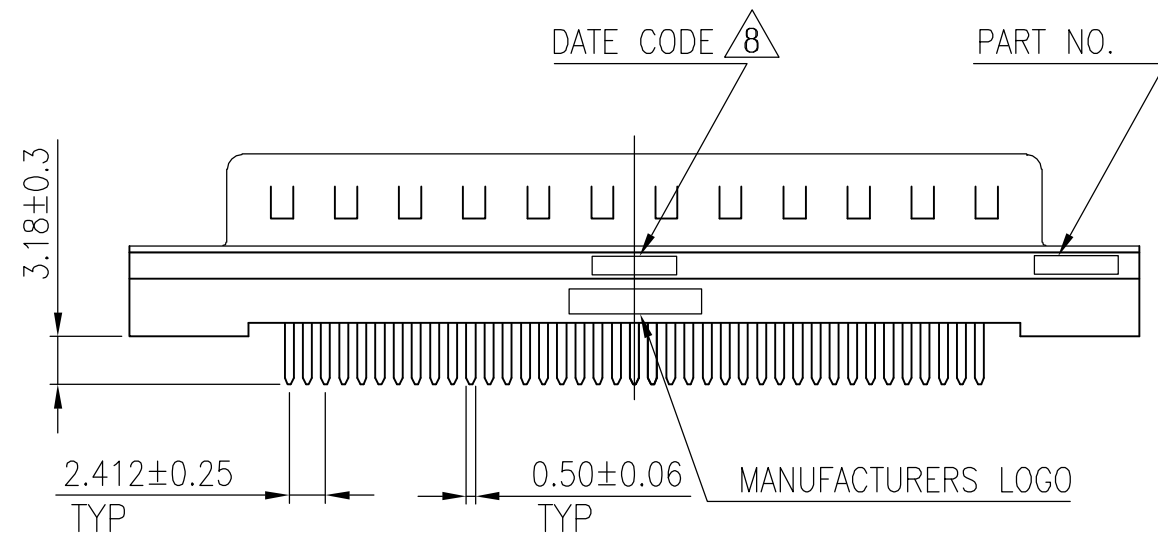


THIS DRAWING IS UNPUBLISHED. RELEASED FOR PUBLICATION
 © COPYRIGHT - BY TYCO ELECTRONICS CORPORATION. ALL RIGHTS RESERVED.

LOC	DIST	REVISIONS					
GP	00	P	LTR	DESCRIPTION	DATE	DWN	APVD
		0		RELEASED PER EC OS13-0056-05	16JUN05	BM	SB



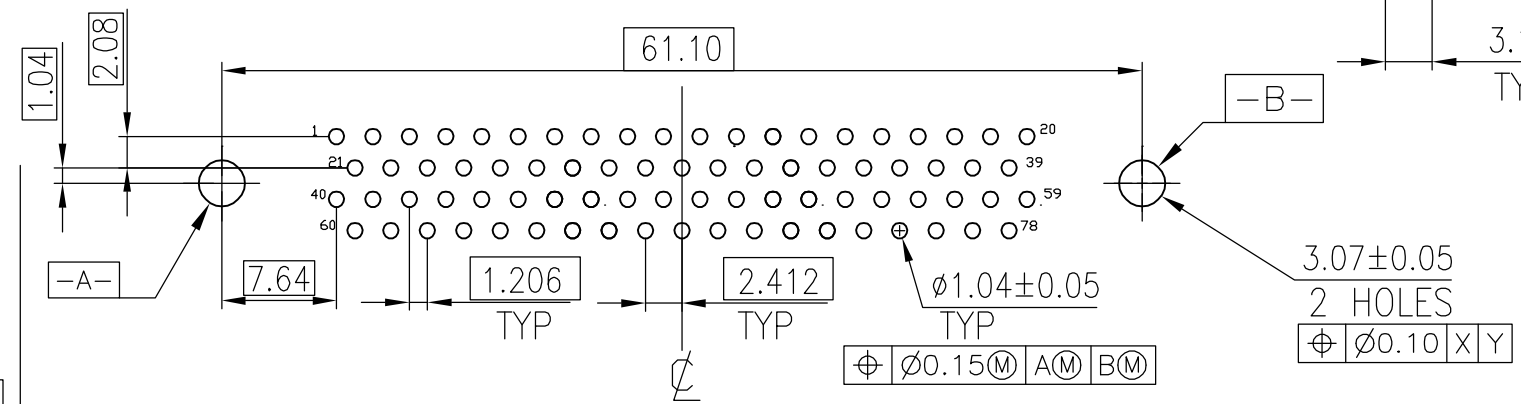
1. Housing material: PBT , Glass Filled, black, UL 94V-0 Rated.
2. CONTACT MATERIAL: PHOSPHOR BRONZE.
3. CONTACT FINISH: GOLD PLATE IN MATING AREA (SEE TABLE), 120μ" MIN TIN PLATE ON SOLDER TAIL, BOTH OVER 50μ" MIN NICKEL UNDERPLATE.
4. SHELL: STEEL, NICKEL PLATE.
5. BOARDLOCK: BRASS, 100μ" MIN TIN PLATE.
6. THREADED INSERTS: BRASS, NICKEL PLATE.
7. PACKAGE IN TRAYS.



8 FOUR DIGIT DATE CODE IN THIS FORMAT.

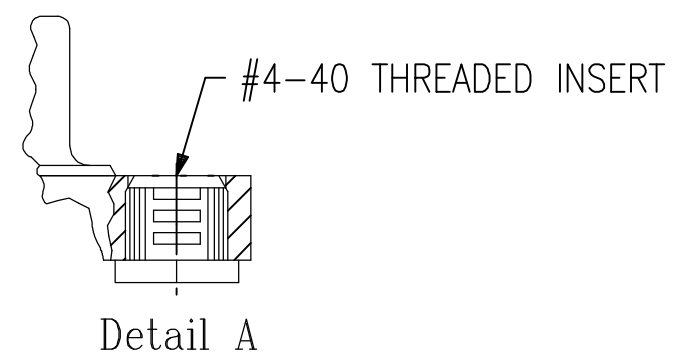
Year 01 45 Manufacturing Week

9 DATUMS -X- & -Y- TO BE ESTABLISHED BY CUSTOMER.



RECOMMENDED PCB LAYOUT

Gold flash	5749019-6
15μ" MIN	5749019-5
30μ" MIN	5749019-1
CONTACT MATING AREA FINISH	Part Number



THIS DRAWING IS A CONTROLLED DOCUMENT.		DWN B. MCMASTER 21SEP05	Tyco Electronics Corporation Harrisburg, PA 17105-3608			
DIMENSIONS: mm		CHK S. BOLASH 21SEP05				
TOLERANCES UNLESS OTHERWISE SPECIFIED:		APVD M.WALMSLEY 21SEP05				
0 PLC ± - 1 PLC ± - 2 PLC ± 0.2 3 PLC ± 0.1 4 PLC ± - ANGLES ± -		PRODUCT SPEC -	NAME			
MATERIAL SEE NOTES		FINISH SEE NOTES	APPLICATION SPEC -			
		WEIGHT -	SIZE A3	CAGE CODE 00779	DRAWING NO C-5749019	RESTRICTED TO -
CUSTOMER DRAWING			SCALE 2:1	SHEET 1 of 1	REV 0	