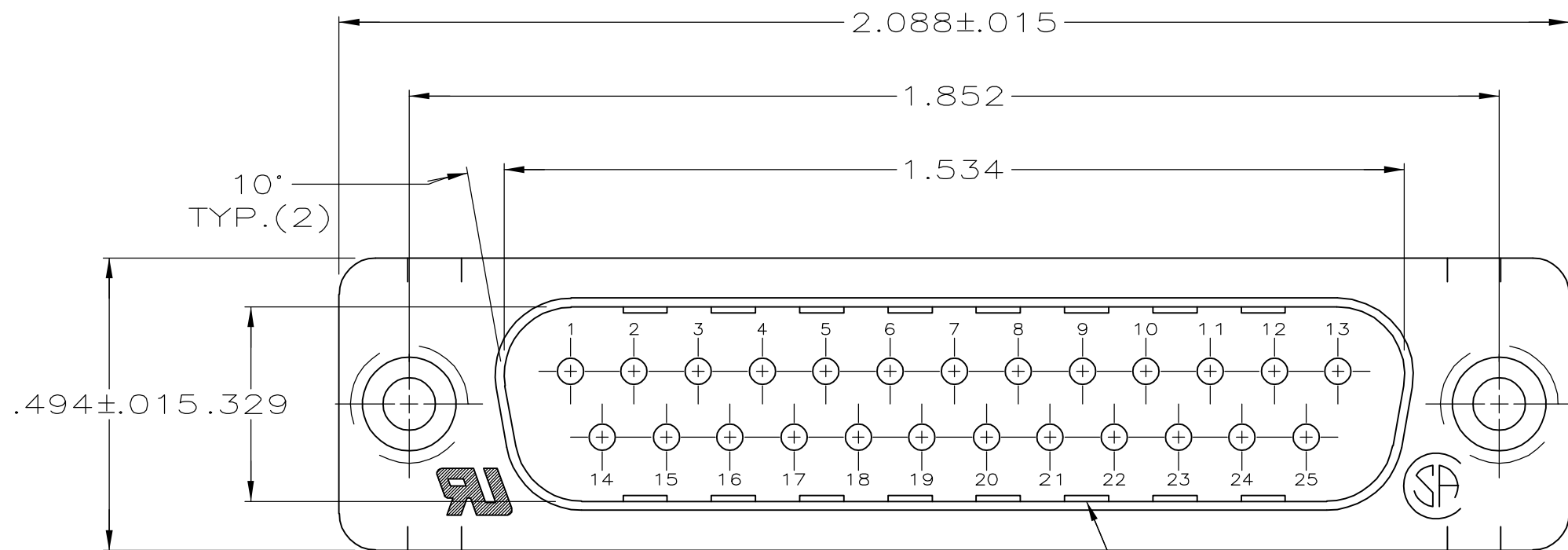
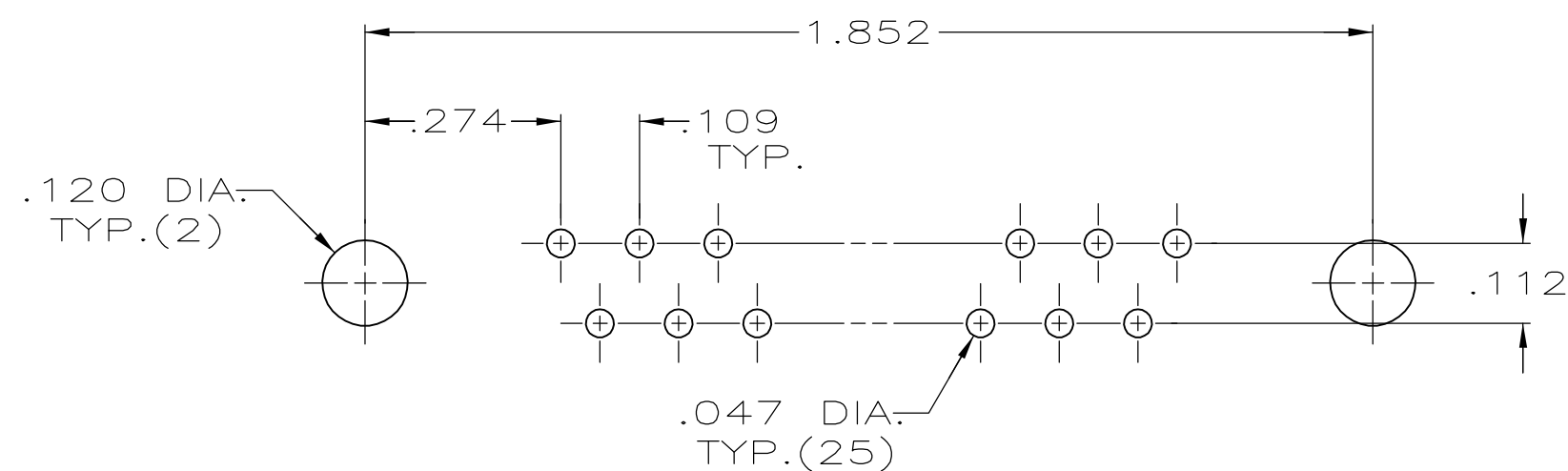
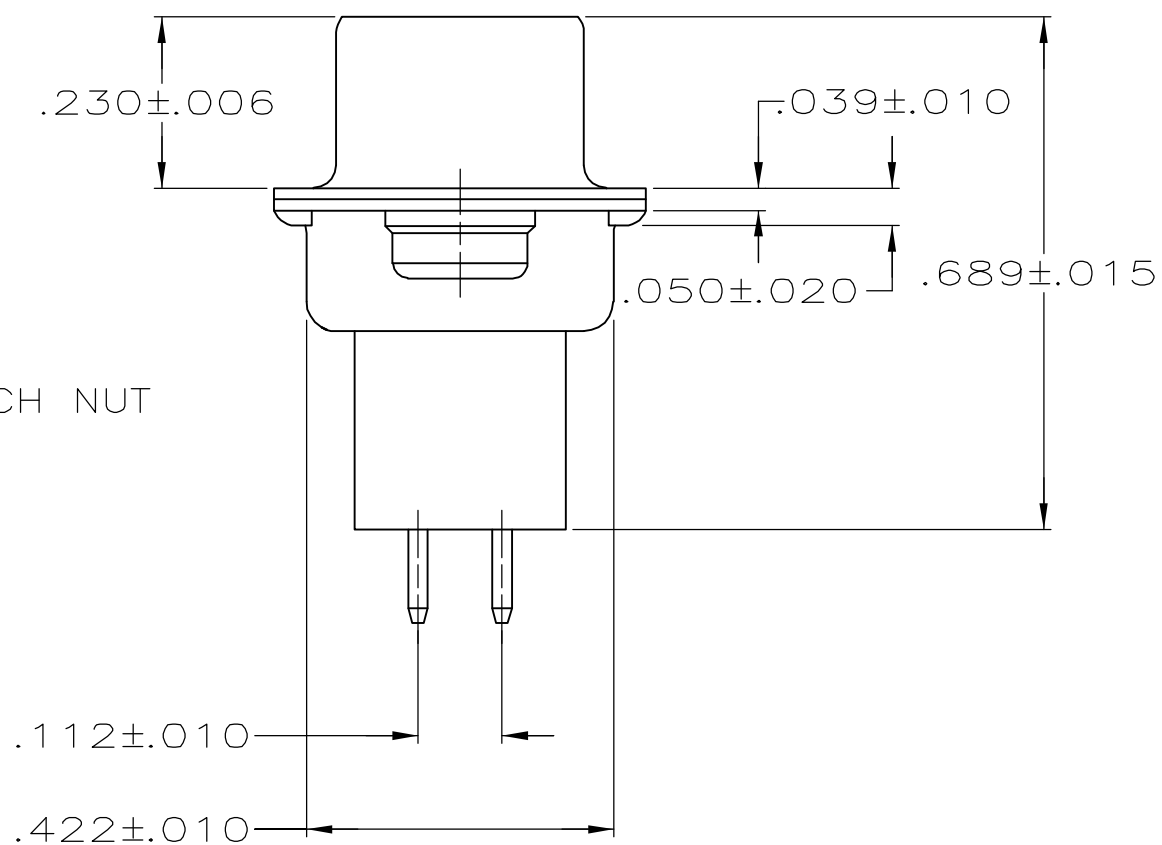
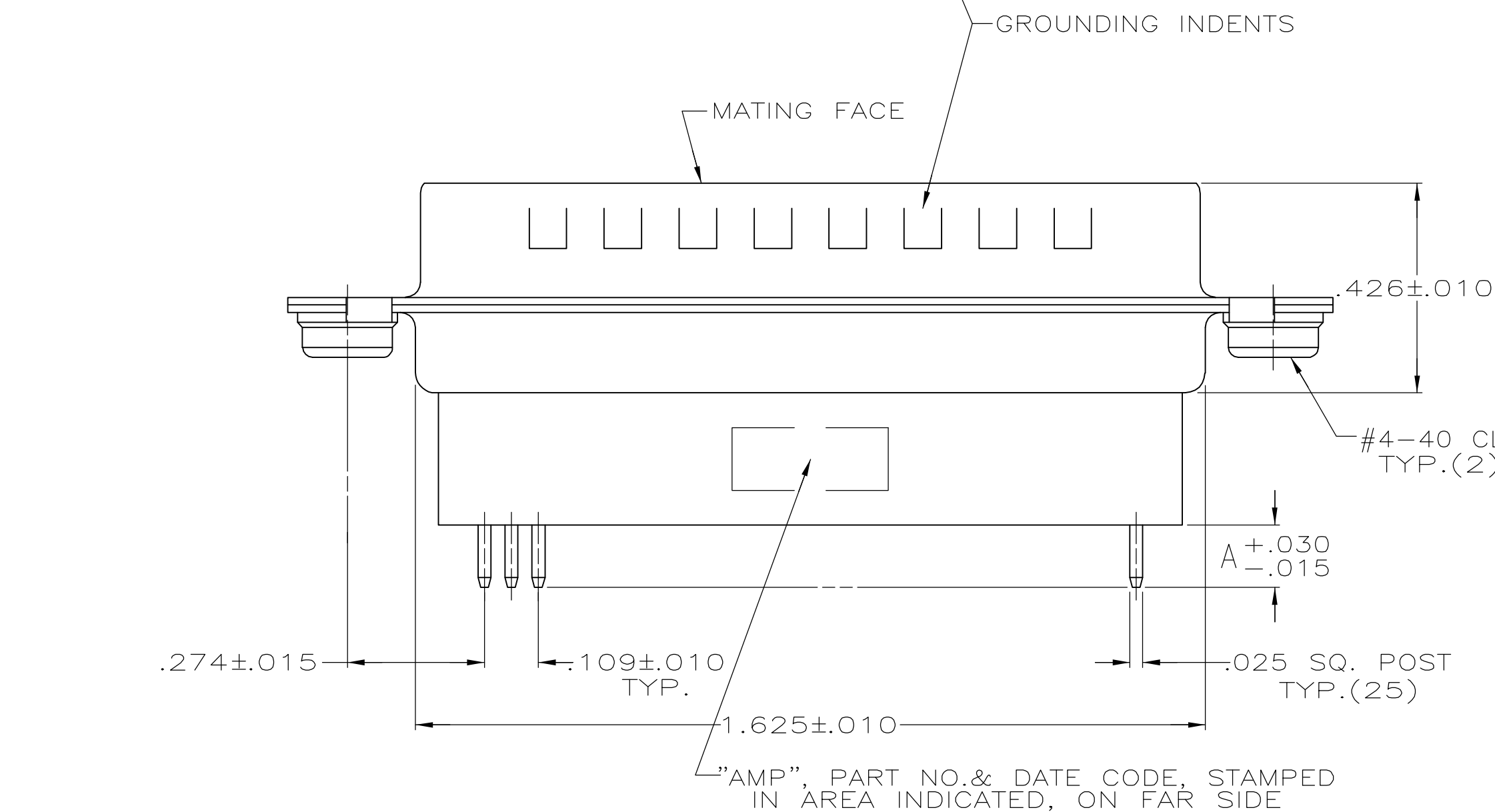


THIS DRAWING IS UNPUBLISHED. RELEASED FOR PUBLICATION
 © COPYRIGHT BY TYCO ELECTRONICS CORPORATION. ALL RIGHTS RESERVED.

LOC	DIST	REVISIONS					
GP	00	P	LTR	DESCRIPTION	DATE	DWN	APVD
		K		REVISED PER ECO-06-028338	12/DEC/06	ZMR	EDB



1. CONNECTOR MATES WITH ANY 25 POS. RECEPTACLE IN AMPLIMITE SERIES & COMPLIES WITH AMP SPEC. 108-40,005 WHERE APPLICABLE.
2. MOLDED PARTS: FLAME RETARDANT, 94V-0 RATED THERMOPLASTIC, BLACK
 CONTACTS: BRASS
 SHELLS: STEEL
 CLINCH NUTS: STEEL
3. SHELLS: .000200 MIN TIN OVER .000050 MIN COPPER.
 CLINCH NUTS: .000200 MIN ZINC WITH CLEAR CHROMATE COATING.
 CONTACTS: SEE TABLE
4. GOLD FLASH ON MATING END, .000100 MIN TIN-LEAD ON SOLDER END, ALL OVER .000050 MIN NICKEL.
5. GOLD PLATED FOR LENGTH OF .150 MIN FROM MATING END, .000030 MIN GOLD IN MATED AREA, .000100 MIN TIN-LEAD ON SOLDER END, ALL OVER .000050 MIN NICKEL.
 -OR-
 GOLD FLASH OVER PALLADIUM NICKEL PLATED FOR A LENGTH OF .150 MIN FROM MATING END, .000030 MIN GOLD IN MATED AREA, .000100 MIN TIN-LEAD ON SOLDER END, ALL OVER .000050 MIN NICKEL.
6. SUPERSEDED BY 745959-1.



P.C. BOARD MOUNTING DIMENSIONS

REV	DESCRIPTION	FINISH	DIMENSION A	PART NUMBER
6		4	.188	745959-8
	OBSOLETE	5	.188	745959-7
	OBSOLETE	4	.651	745959-6
	OBSOLETE	5	.651	745959-5
	OBSOLETE	4	.427	745959-4
	OBSOLETE	5	.427	745959-3
	OBSOLETE	4	.125	745959-2
		5	.125	745959-1

THIS DRAWING IS A CONTROLLED DOCUMENT.		DWN J.GERACE 07-19-84	Tyco Electronics Corporation Harrisburg, PA 17105-3608	
DIMENSIONS: INCHES		CHK J.GERACE 01-17-84		
TOLERANCES UNLESS OTHERWISE SPECIFIED:		APVD J.ASSINI 7-30-84	NAME	
0 PLC ± -		PRODUCT SPEC	PLUG ASSEMBLY, SIZE 3, 25 POSN, VERTICAL, .025 SQ. POSTS, W/ CLINCH NUTS, AMPLIMITE HDP	
1 PLC ± -		APPLICATION SPEC	SIZE CAGE CODE DRAWING NO RESTRICTED TO	
2 PLC ± -			A2 00779 C=745959	
3 PLC ± .005			SCALE SHEET 1 OF 1 REV K	
4 PLC ± -				
ANGLES ± 2'				
FINISH		WEIGHT -		
MATERIAL 2		CUSTOMER DRAWING		