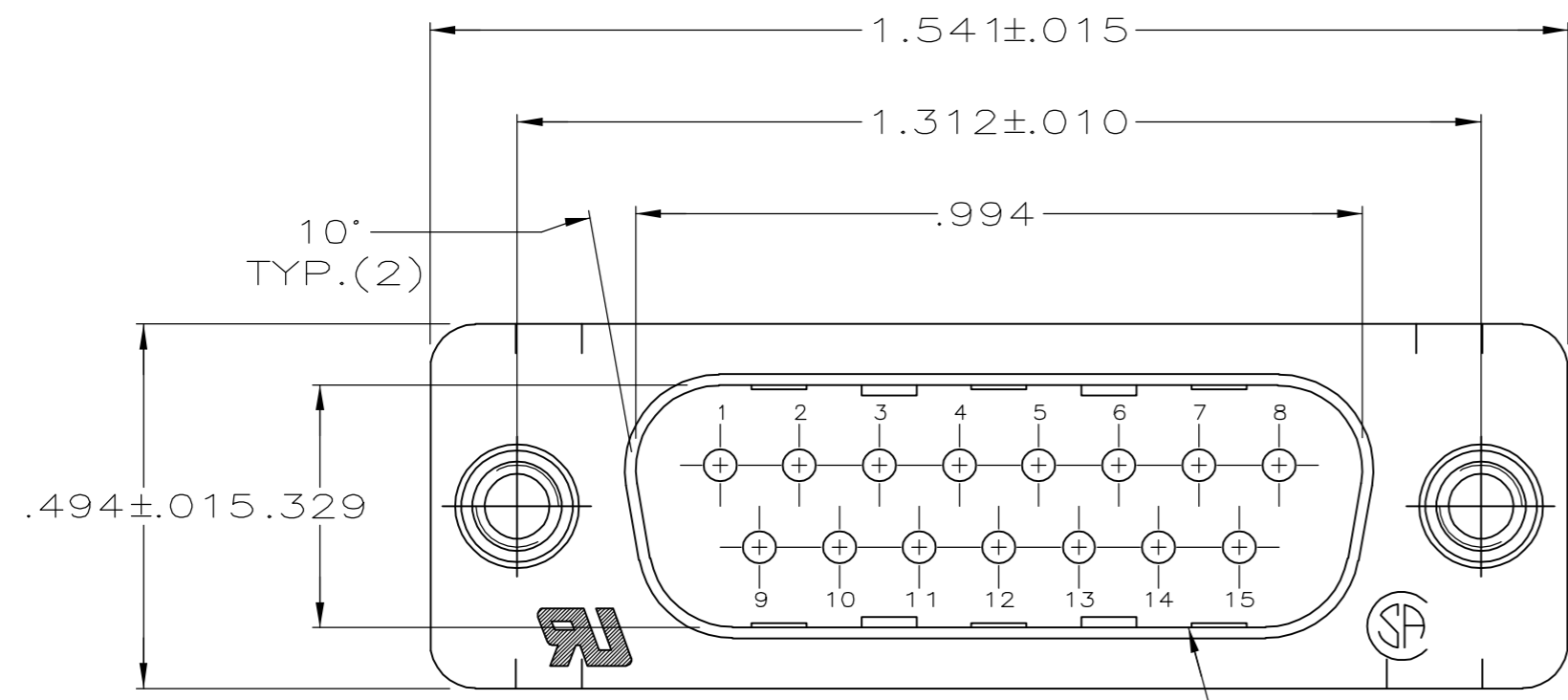
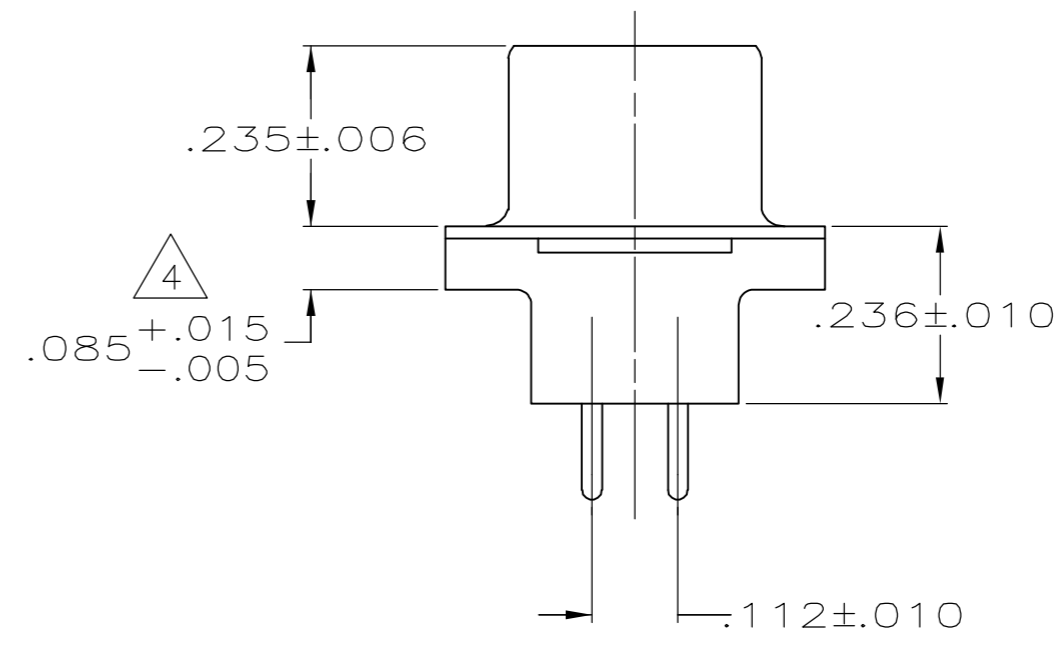
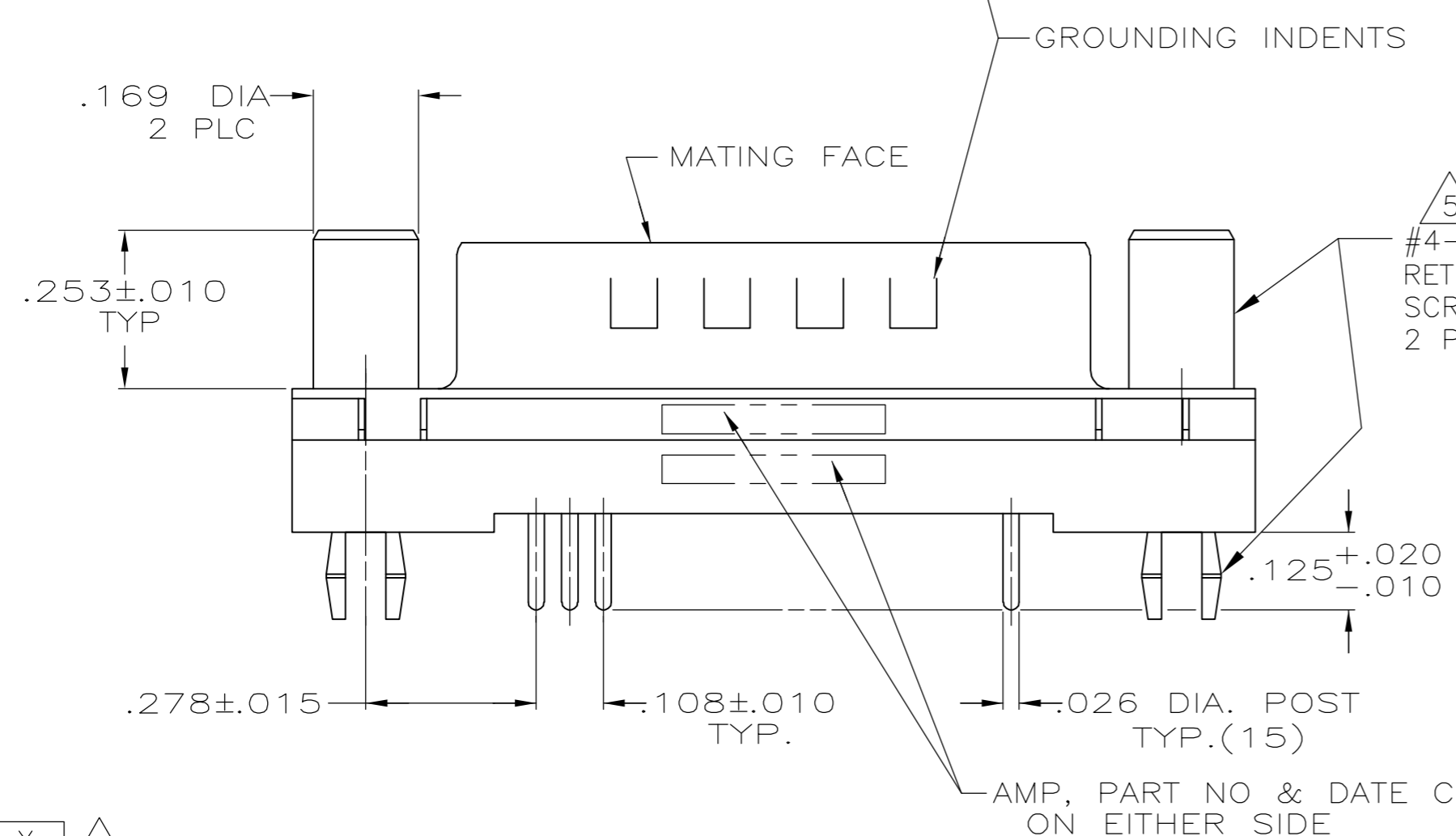


THIS DRAWING IS UNPUBLISHED. RELEASED FOR PUBLICATION
 © COPYRIGHT BY TYCO ELECTRONICS CORPORATION. ALL RIGHTS RESERVED.

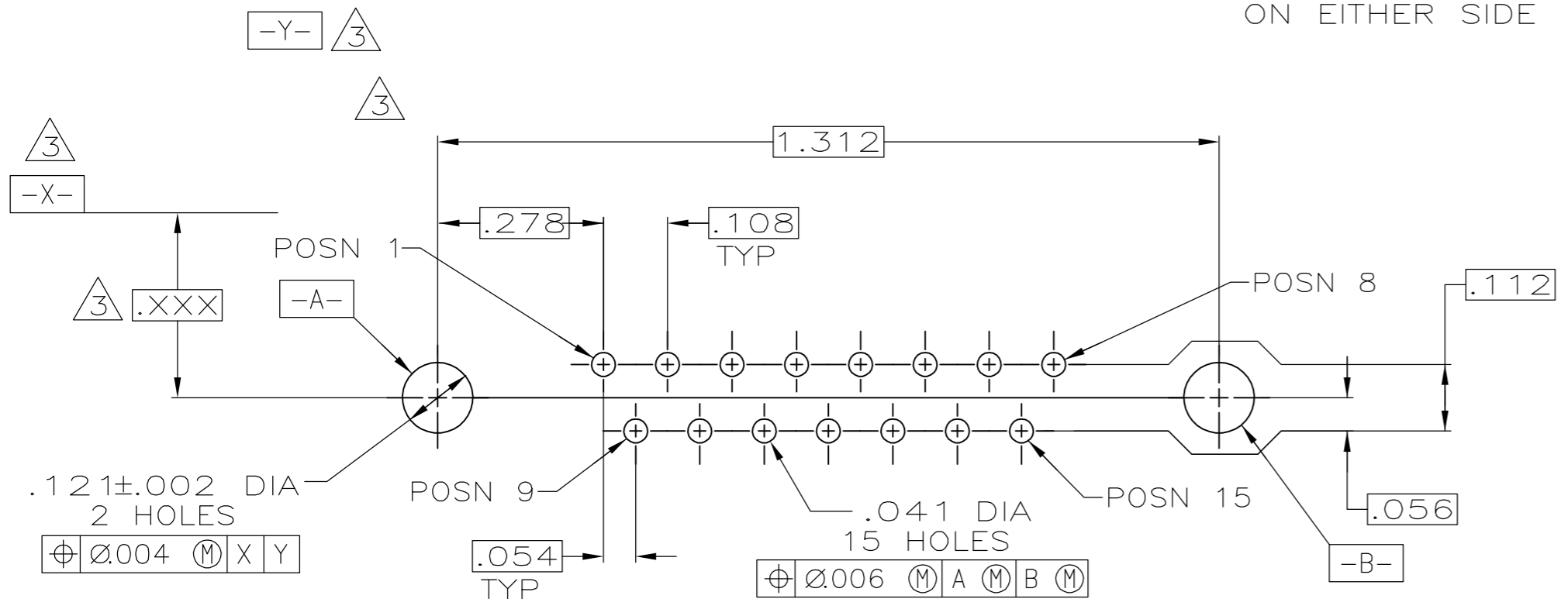
LOC	DIST	REVISIONS					
GP	00	P	LTR	DESCRIPTION	DATE	DWN	APVD
		K		REVISED PER ECO-06-028338	12/DEC/06	ZMR	EDB



- 1 HOUSING: FLAME RETARDANT 94V-0 RATED THERMOPLASTIC, BLACK
SHELLS: STEEL
CONTACTS: BRASS
SCREWLOCKS: BRASS
- 2 SHELLS: .000200 MIN TIN-LEAD OVER .000100 MIN COPPER.
SCREWLOCKS: .000100 MIN TIN-LEAD OVER .000050 MIN NICKEL OVER COPPER FLASH.
CONTACTS: GOLD PLATED FOR A LENGTH OF .150 FROM MATING END, .000030 MIN GOLD IN MATED AREA, .000100-.000200 BRIGHT TIN OR BRIGHT TIN-LEAD ON SOLDER END, ALL OVER .000050 MIN NICKEL ON ENTIRE CONTACT.
-OR-
GOLD FLASH OVER PALLADIUM NICKEL PLATED FOR LENGTH OF .150 FROM MATING END, .000030 MIN PALLADIUM NICKEL IN MATED AREA, .000100-.000200 BRIGHT TIN OR BRIGHT TIN-LEAD ON SOLDER END, ALL OVER .000050 MIN NICKEL ON ENTIRE CONTACT.
- 3 DATUMS AND BASIC DIMENSIONS ESTABLISHED BY CUSTOMERS.
- 4 .110 MAX IN SHELL TAB CLINCH AREAS.
- 5 ORIENTATION IS OPTIONAL AND MAY NOT BE AS SHOWN.



SCREWLOCKS OMITTED FOR CLARITY



PC BOARD MOUNTING DIMENSIONS
 CONNECTOR SIDE OF BOARD
 .062 PC BOARD THICKNESS

748026-1
 PART NUMBER

THIS DRAWING IS A CONTROLLED DOCUMENT.		DWN S. WELDON 5-9-85		Tyco Electronics Corporation Harrisburg, PA 17105-3608	
DIMENSIONS: INCHES		CHK J. GERACE 7-17-85		NAME	PLUG ASSEMBLY, SIZE 2, 15 POS., VERTICAL, .026 DIA. DUPLEX PLATED POSTS, FRONT SHELL, W/ RETENTION
TOLERANCES UNLESS OTHERWISE SPECIFIED:		APVD -	PRODUCT SPEC	108-40025	
0 PLC ± -		APPLICATION SPEC	114-40023		SIZE A2
1 PLC ± -		WEIGHT -	CAGE CODE	00779	
2 PLC ± -		CUSTOMER DRAWING	DRAWING NO	C=748026	
3 PLC ± .005		SCALE NTS	SHEET	1 of 1	
4 PLC ± -		RESTRICTED TO	REV		K
4 ANGLES ± -					
FINISH					