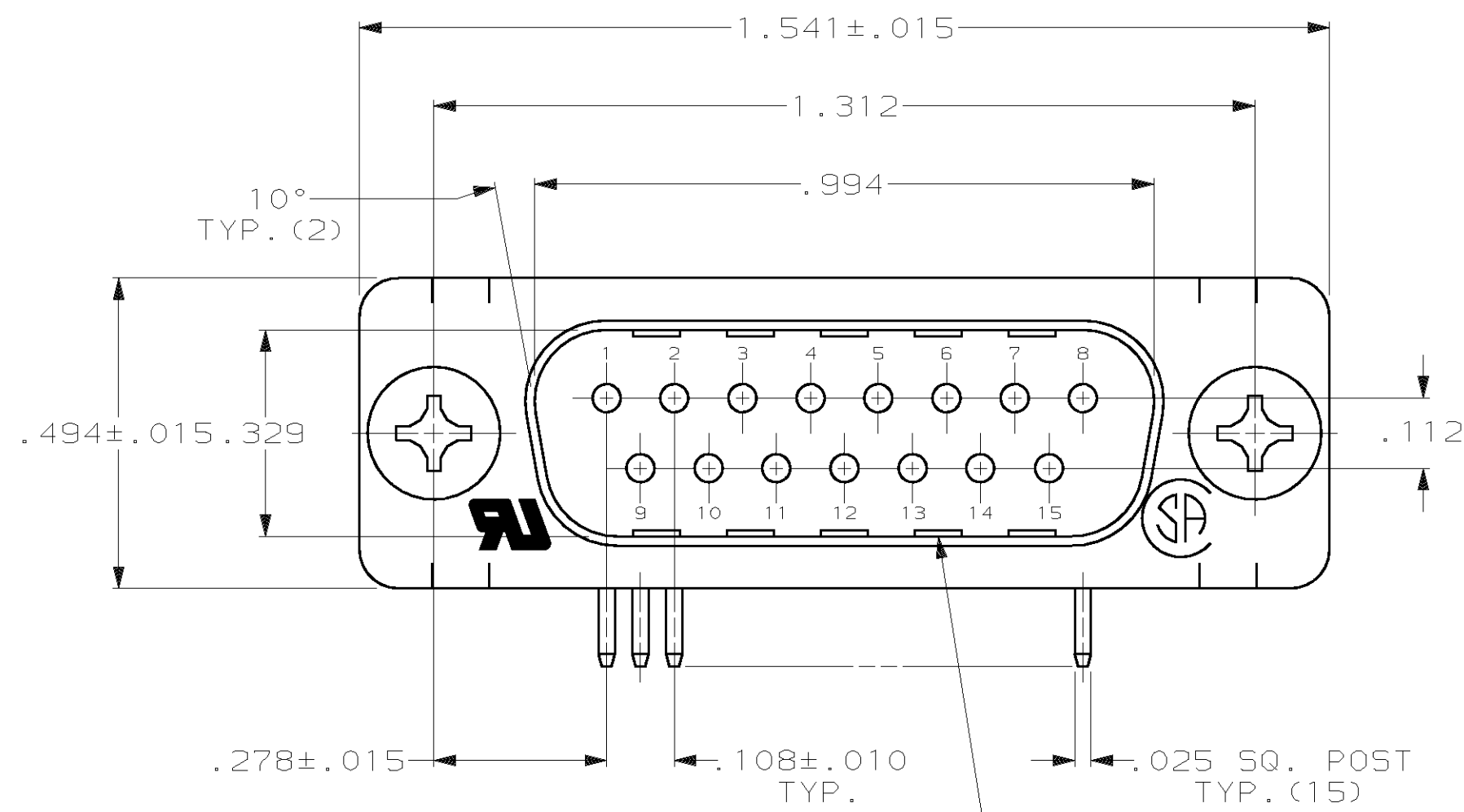
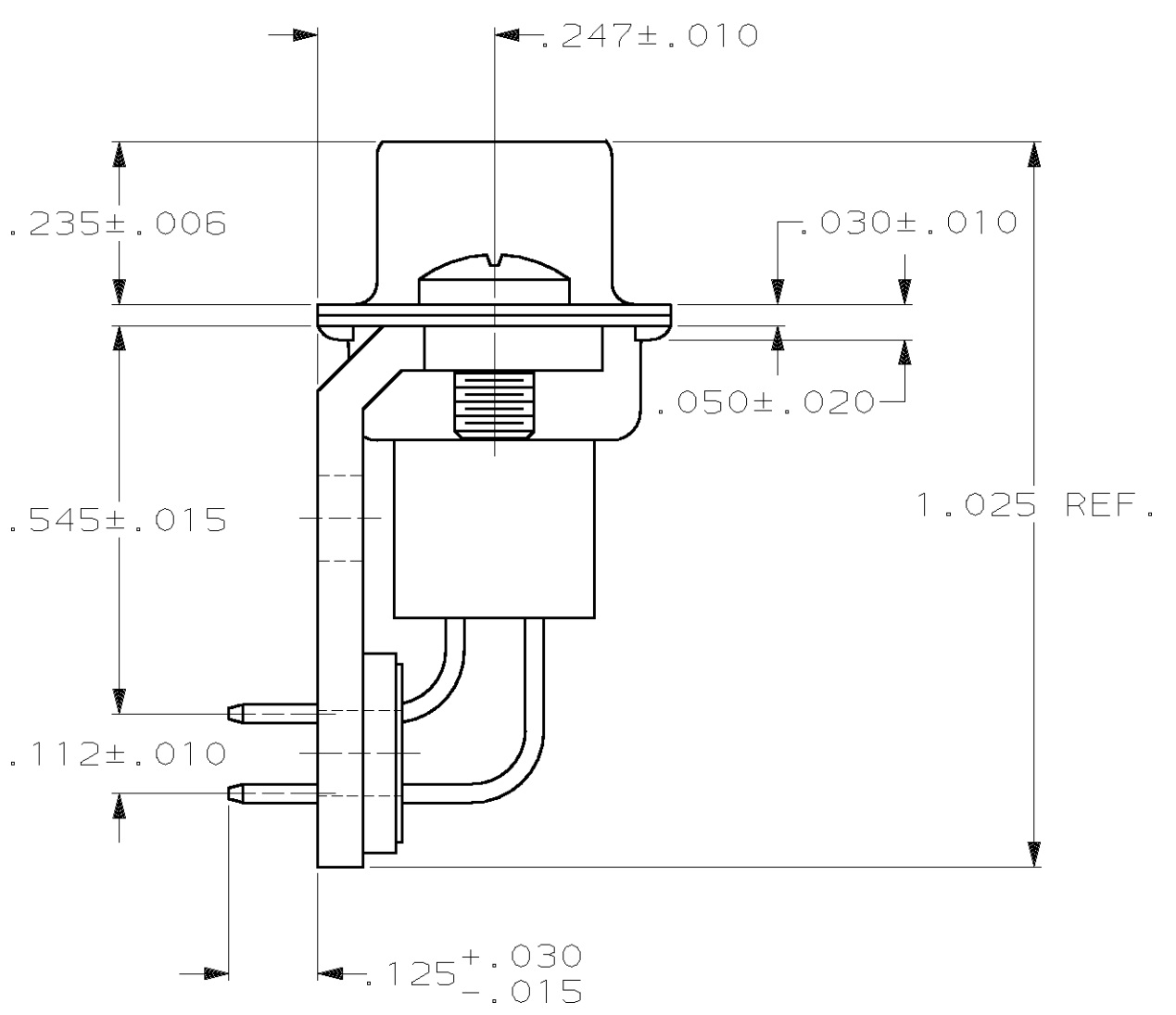
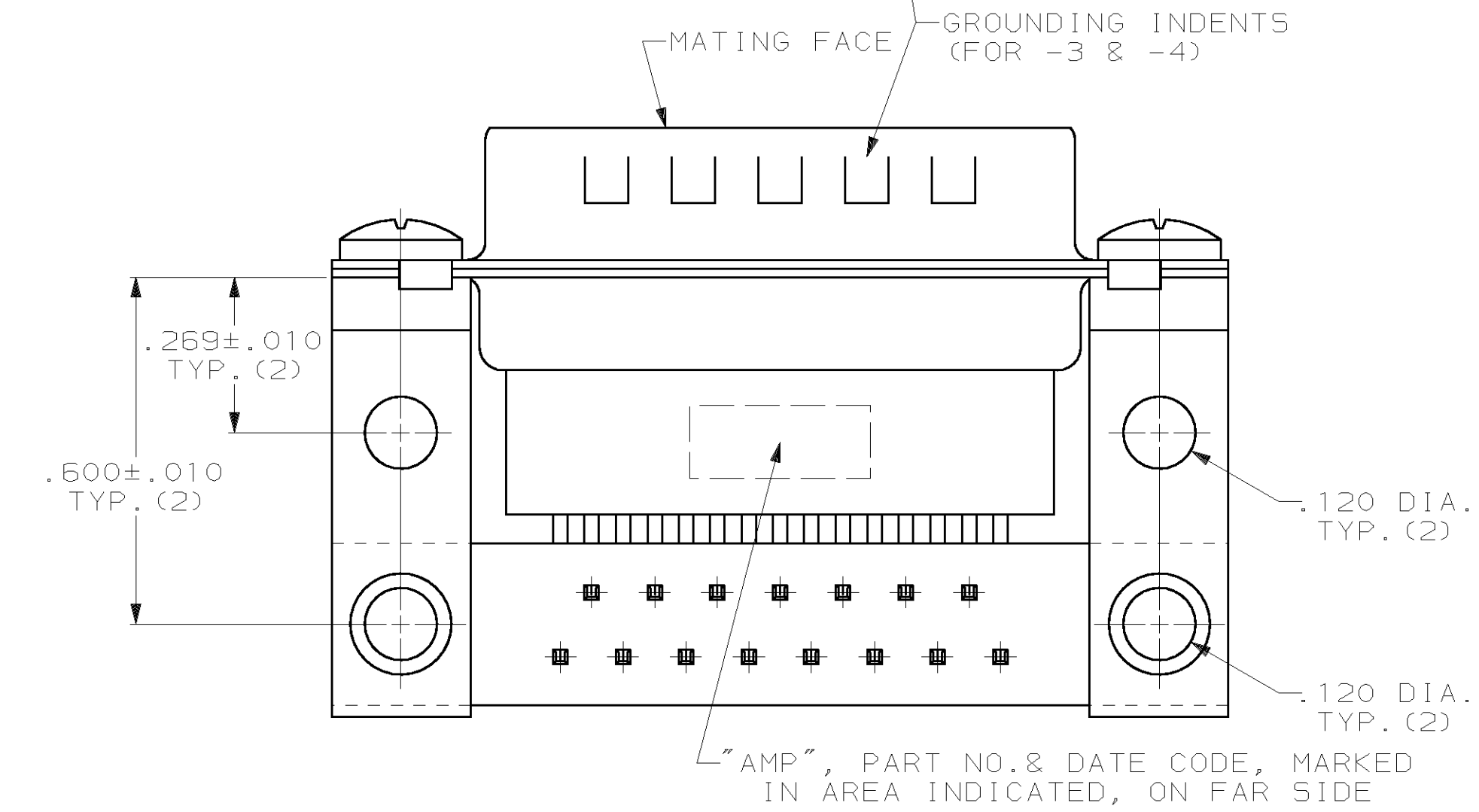


THIS DRAWING IS UNPUBLISHED. RELEASED FOR PUBLICATION, 19 .
 © COPYRIGHT 19 BY AMP INCORPORATED. ALL INTERNATIONAL RIGHTS RESERVED.

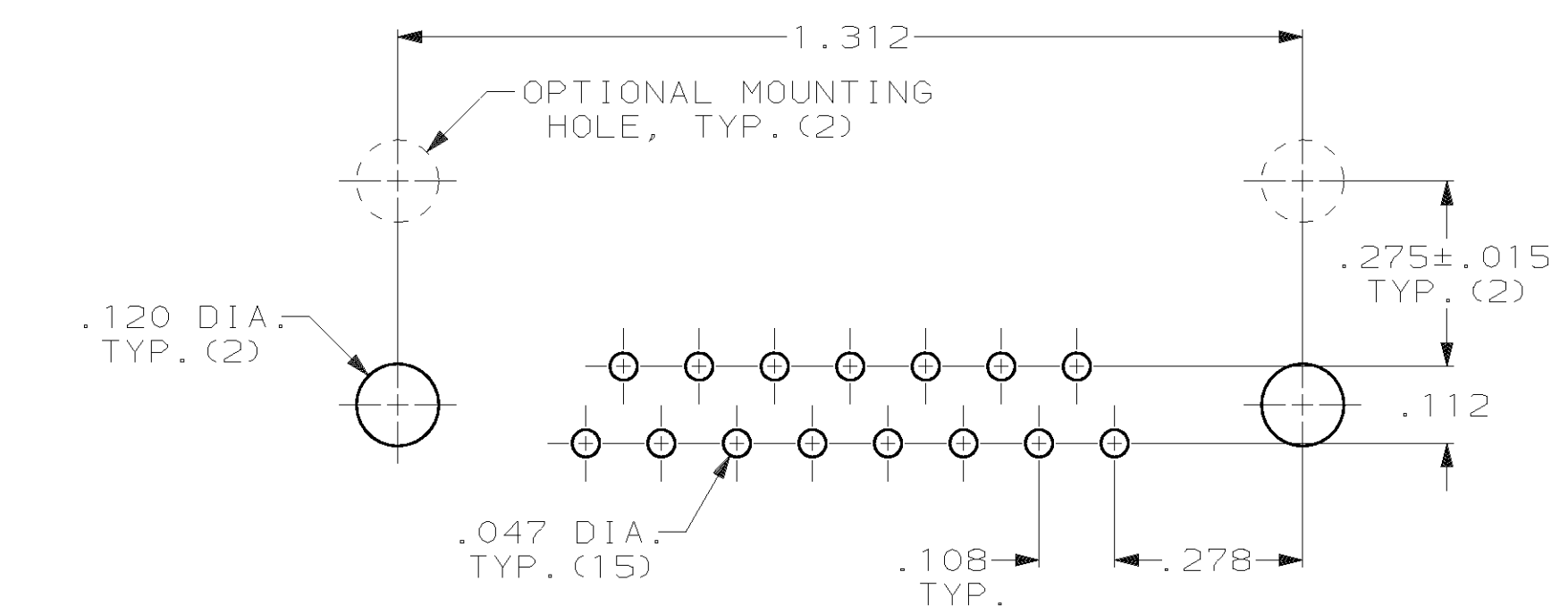
LOC	DIST	P	F	ZONE	LTR	DESCRIPTION	DATE	APPD
GP	00							
						E REV PER ECN BD3132	05/09/89	-
						F OBS -2 PER EC 0020-831-93	03/16/94	SB
						G REV PER EC 0640-429-98	10 MAR 99	RT
						H REV PER EC 0U1D-0275-00	03JAN02	JR



- CONNECTOR MATES WITH ANY 15 POS. RECEPTACLE IN AMPLIMITE SERIES & COMPLIES WITH AMP SPEC. 108-40,005 WHERE APPLICABLE.
- FLAME RETARDANT 94V-0 RATED THERMOPLASTIC; COLOR: BLACK.
- STEEL PER ASTM A109.
- BRASS PER MIL-C-50.
- TIN PLATING PER MIL-T-10727, GOLD PLATING PER MIL-G-45204, NICKEL PLATING PER QQ-N-290.
- TIN PLATED.
- GOLD PLATED FOR LENGTH OF .150 MIN FROM MATING END, GOLD FLASH IN MATED AREA, .000100 MIN TIN-LEAD ON OPPOSITE END, BOTH OVER .000050 MIN NICKEL.
- GOLD PLATED FOR LENGTH OF .150 MIN FROM MATING END, .000030 MIN GOLD IN MATED AREA, .000100 MIN TIN-LEAD ON OPPOSITE END, BOTH OVER .000050 MIN NICKEL.



	△8	745352-4
OBSOLETE	△7	745352-3
OBSOLETE	△8	745352-2
	△7	745352-1



DO NOT SCALE PRINT. UNLESS SPECIFIED DIMENSIONS IN INCHES TOLERANCES ON : 2 PLC DEC ± .005 3 PLC DEC ± .005 ANGLES ± 2°		DR 12-27-83 J.GERACE		AMP Incorporated Harrisburg, PA 17105-3608	
MATERIAL MOLDED PARTS: △ SHELLS & BRACKETS: △ CONTACTS: △		CHK 12-27-83 J.GERACE			
FINISH △ SHELLS & BRACKETS: △ CONTACTS: SEE TABLE		APPD 03-15-84 P.SWEIGARD		NAME PLUG ASSEMBLY, SIZE 2, 15 POSN, RIGHT ANGLE, .545 SERIES, .025 SQ. POSTS, AMPLIMITE™ HDP	
		APPD 03-15-84 J.ASSINI		CONTACT FINISH	
		PRODUCT SPEC		PART NUMBER	
		APPLICATION SPEC		PART NO	
		WEIGHT -		SIZE	
				CAGE CODE	
				DRAWING NO	
				C=745352	
				SCALE	
				SHEET	
				1 OF 1	

THIS DRAWING IS A CONTROLLED DOCUMENT FOR AMP INCORPORATED. IT IS SUBJECT TO CHANGE AND THE CONTROLLING ENGINEERING ORGANIZATION SHOULD BE CONTACTED FOR THE LATEST REVISION.