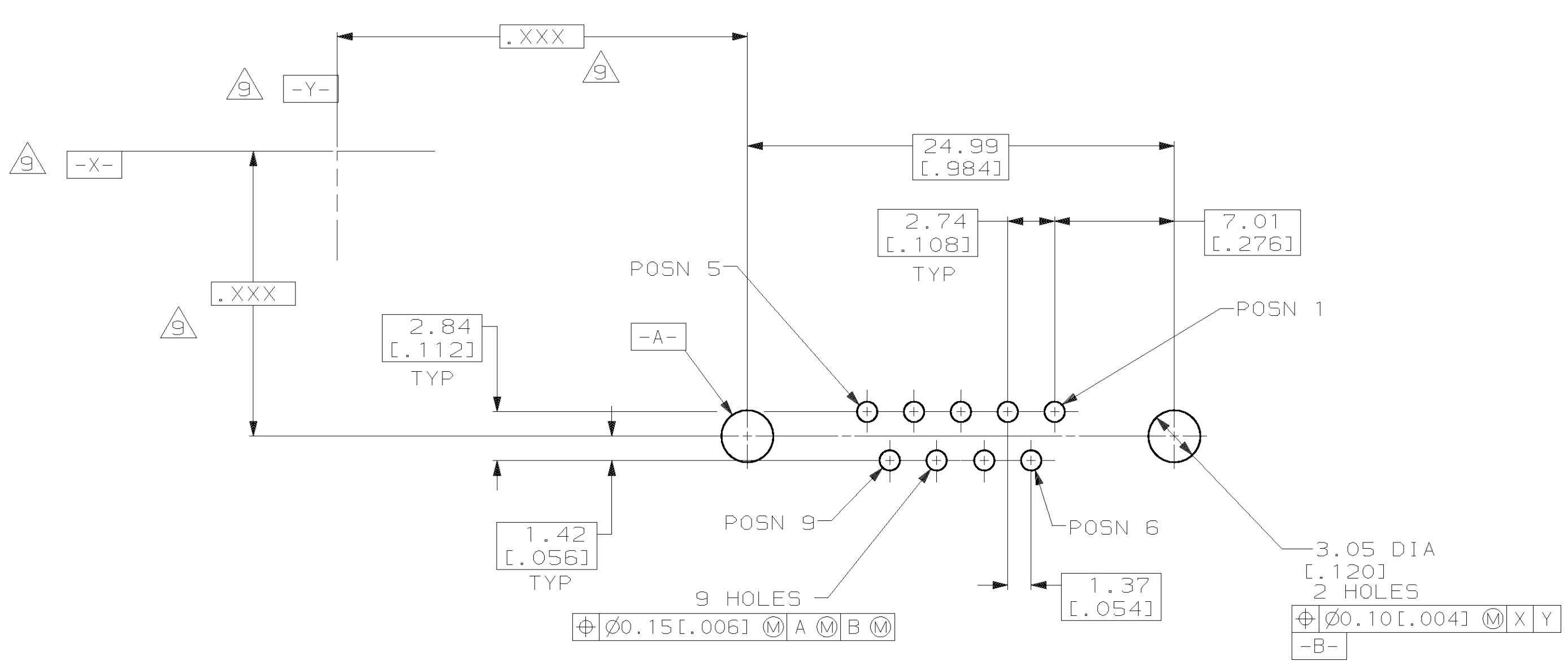
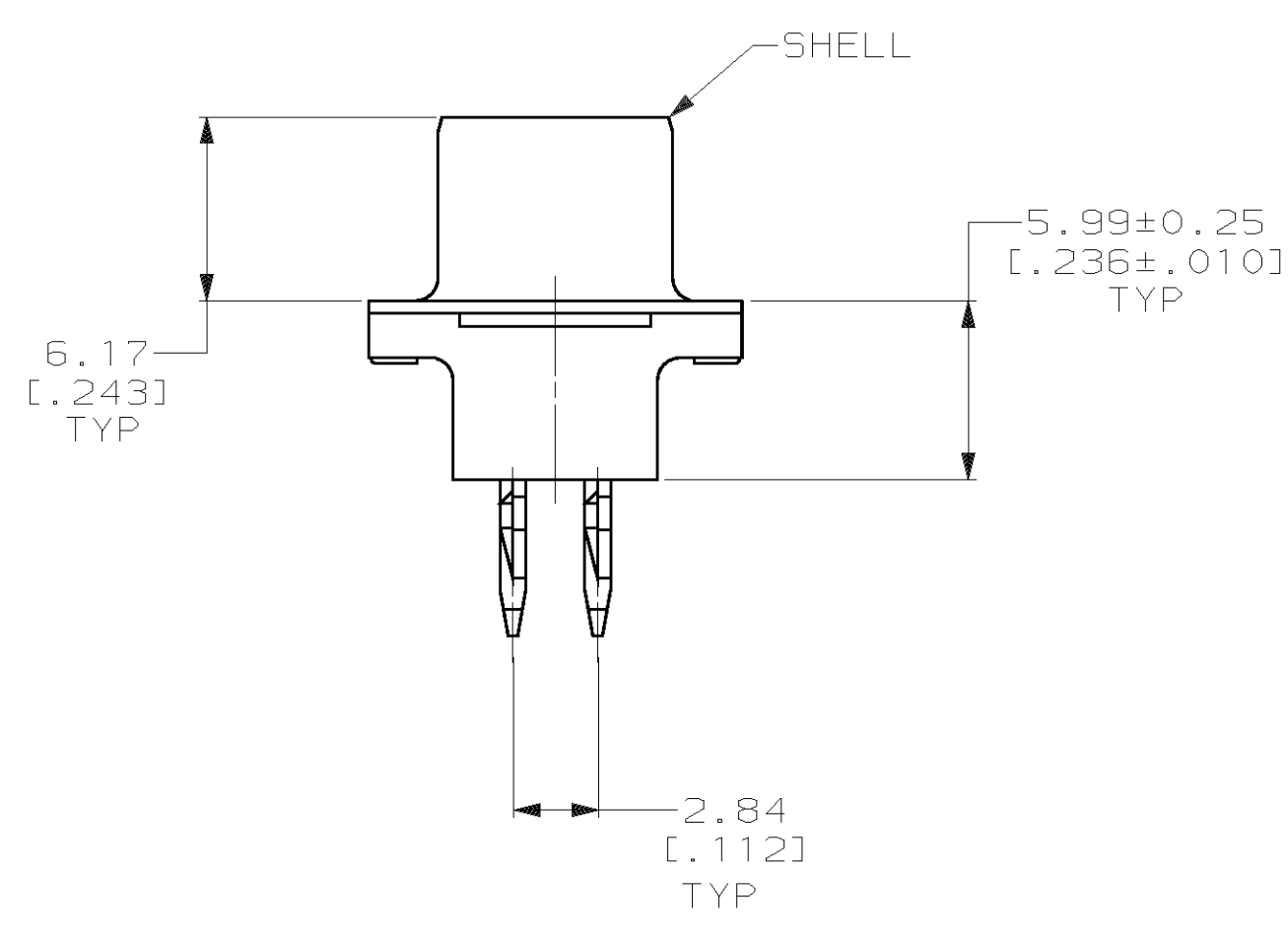
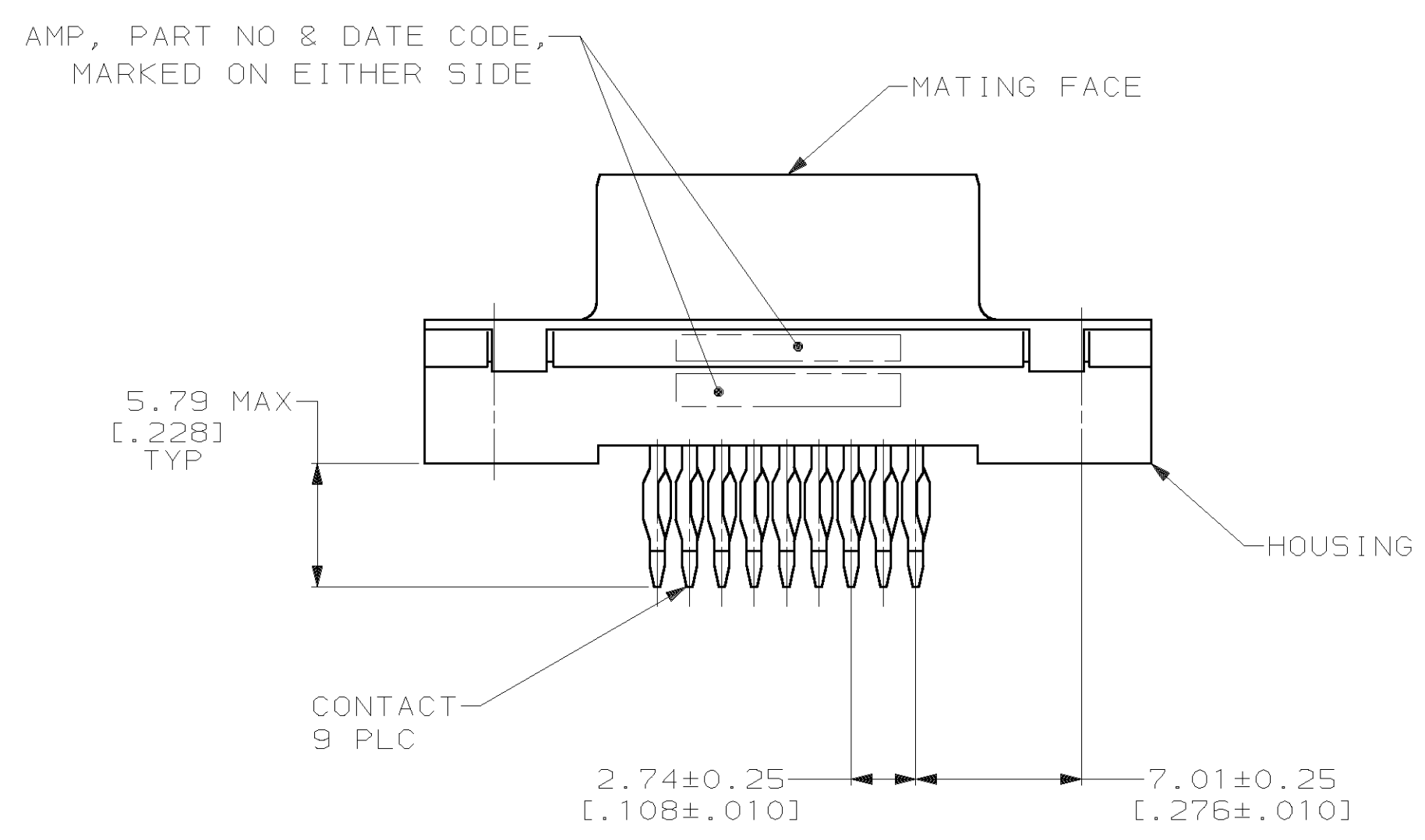
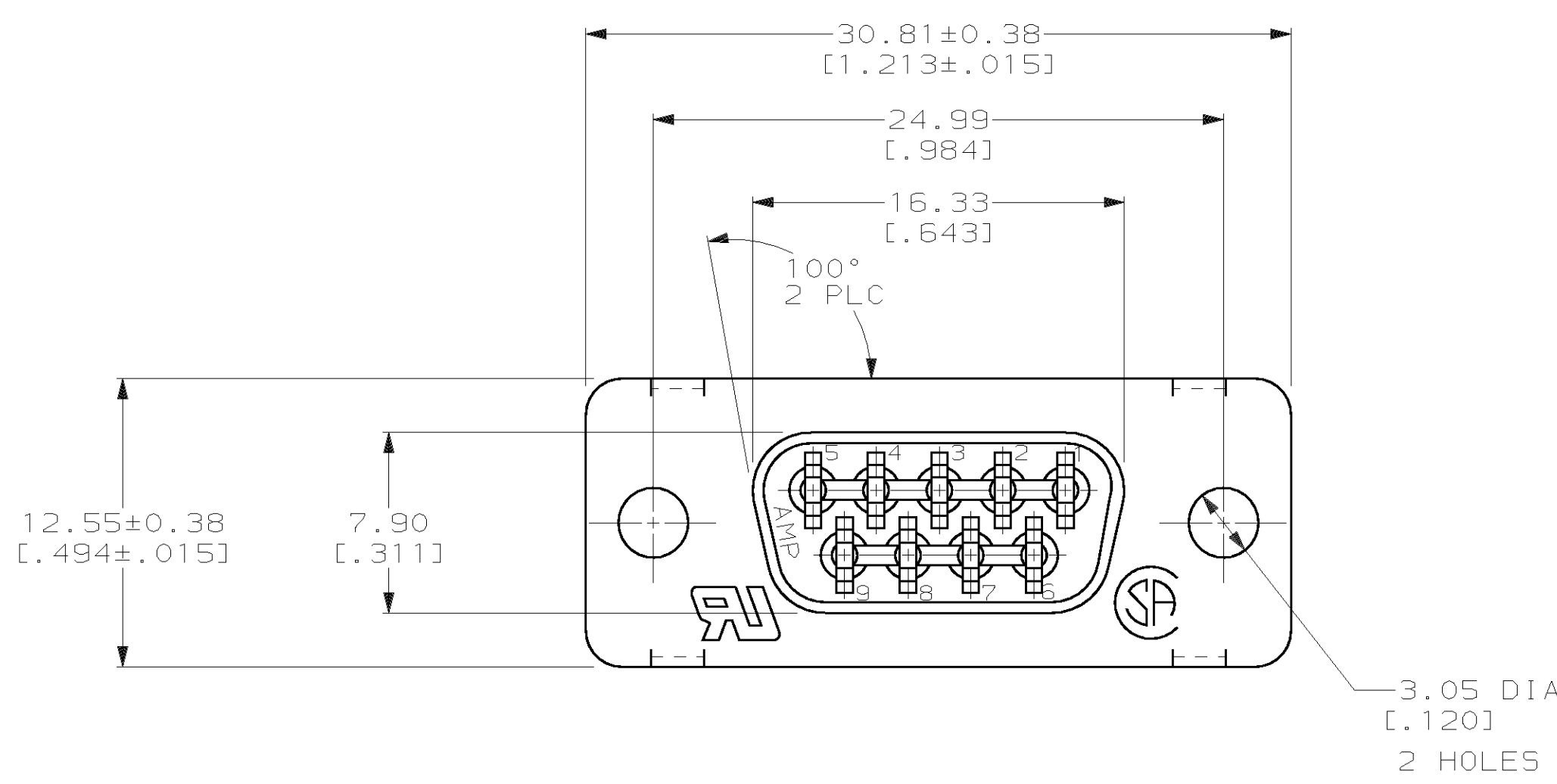


LOC		DIST		REV		REVISIONS		DATE	APPD
GP	00	P	F	ZONE	LTR	DESCRIPTION			
				J		REV PER EC OUE0-0045-01		08NOV01	JR



RECOMMENDED PC BOARD MOUNTING DIMENSIONS
 CONNECTOR SIDE OF BOARD

- △ RECOMMENDATIONS FOR 2.36 [.093] MIN THICK PC BOARD:
 - A. HOLE DIAMETER AFTER DRILLING = 1.14±0.03 [.045±.001].
 - B. HOLE DIAMETER AFTER TIN-LEAD PLATING = 0.94-1.09 [.037-.043].
 - C. HOLE DIAMETER AFTER REFLOW = 0.91-1.09 [.036-.043].
 - D. PC BOARD PLATING TO BE 7.62µm [.000300] MIN TIN-LEAD OVER 0.05±0.03 [.002±.001] COPPER.
- △ NYLON OR POLYESTER, UL 94V-0 RATED, GLASS FILLED, BLACK.
- △ COPPER ALLOY PER ASTM B 122.
- △ CARBON STEEL PER ASTM A 109.
- △ GOLD FLASH FOR A LENGTH OF 1.02 [.040] MIN FROM MATING END, 2.54µm [.000100] MIN TIN OR TIN-LEAD FOR A LENGTH OF 5.79 [.228] MIN FROM OPPOSITE END, BOTH OVER 1.27µm [.000050] MIN NICKEL.
- △ GOLD PLATING PER MIL-G-45204, NICKEL PLATING PER QQ-N-290, TIN PLATING PER MIL-T-10727, COPPER PLATING PER MIL-C-14550.
- △ 5.08µm [.000200] MIN TIN-LEAD OVER 2.54µm [.000100] MIN COPPER.
- △ 0.76µm [.000030] MIN GOLD FOR A LENGTH OF 1.02 [.040] MIN FROM MATING END, 2.54µm [.000100] MIN TIN OR TIN-LEAD FOR A LENGTH OF 5.79 [.228] MIN FROM OPPOSITE END, BOTH OVER 1.27µm [.000050] MIN NICKEL.
- △ DATUMS AND BASIC DIMENSIONS ESTABLISHED BY CUSTOMERS.

SUPERSEDED BY 747089-2	747089-2
FINISH	PART NO

DO NOT SCALE PRINT. UNLESS SPECIFIED DIMENSIONS IN mm [INCHES] TOLERANCES ON:		DR 05/15/92 C. OBERMAN		AMP Incorporated Harrisburg, PA 17105-3608	
2 PLC DEC ± 0.13 [.005]		CHK 6-1-92 R. STONE			
3 PLC DEC ± -		APPD 6-2-92 M. PERCHERKE		NAME	
ANGLES ± 2°		APPD 6-2-92 W. PARKER		RECEPTACLE ASSEMBLY, SIZE 1, 9 POSITION, ACTION PIN™, VERTICAL, FRONT METAL SHELL, AMPLIMITE™ HDP	
MATERIAL		PRODUCT SPEC		SIZE	
HOUSING: △		108-40014		CAGE CODE	
CONTACTS: △		APPLICATION SPEC		DRAWING NO	
SHELL: △		-		00779 C-747089	
FINISH: △		WEIGHT		SCALE	
CONTACTS: SEE TABLE		-		4:1	
SHELL: △				SHEET	
				1 OF 1	

THIS DRAWING IS A CONTROLLED DOCUMENT FOR AMP INCORPORATED. IT IS SUBJECT TO CHANGE AND THE CONTROLLING ENGINEERING ORGANIZATION SHOULD BE CONTACTED FOR THE LATEST REVISION.