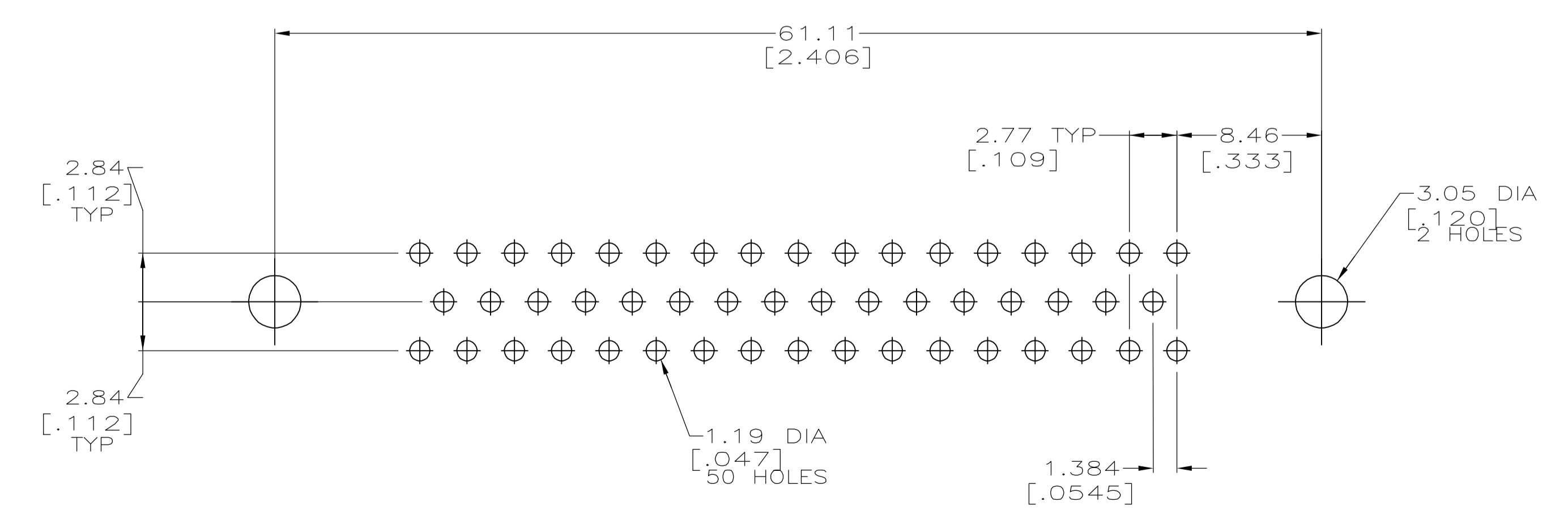
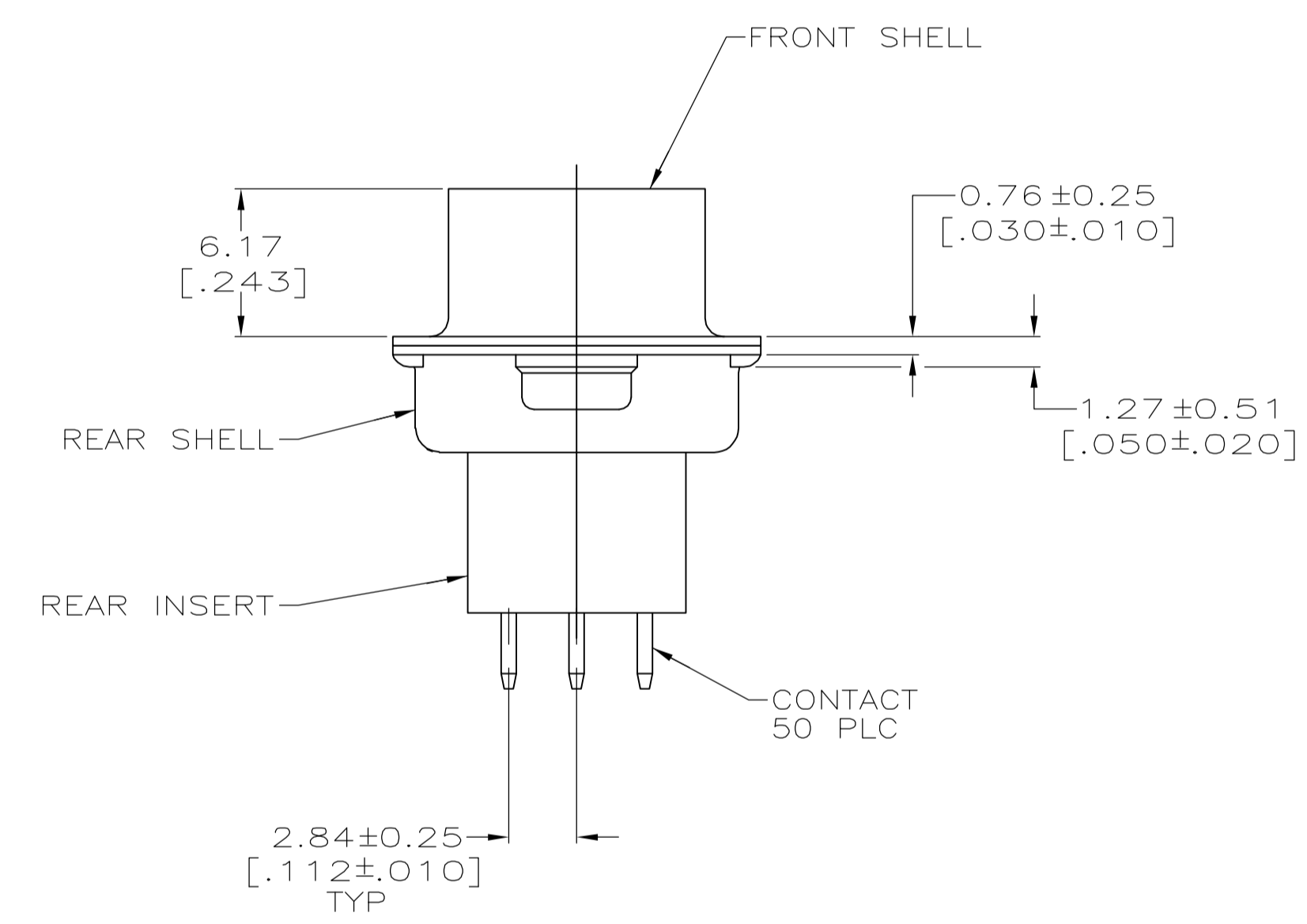
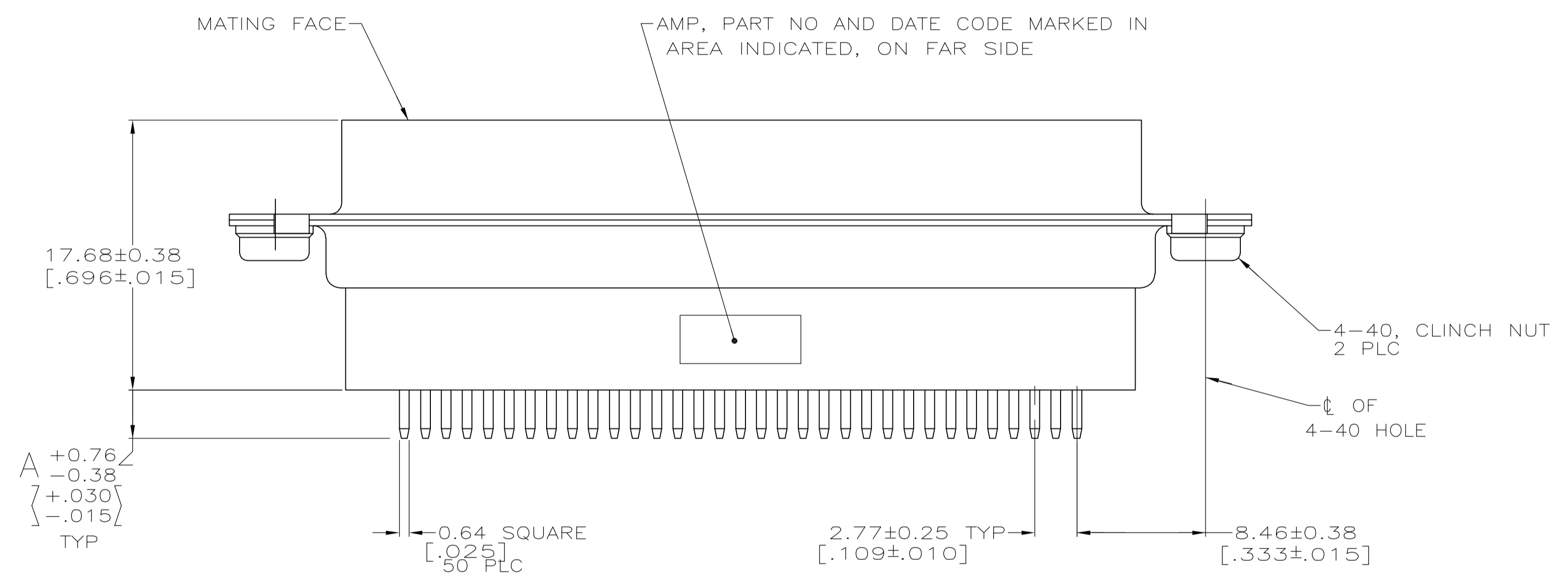


- ⚠ INSERTS: BLACK NYLON, UL 94V-0 RATED
CONTACTS: BRONZE
SHELLS: CARBON STEEL
CLINCH NUT: CARBON STEEL
- ⚠ GOLD FLASH FOR LENGTH OF 2.54 [.100] MIN FROM MATING END, 2.54μm [.000100] MIN TIN OR TIN-LEAD FOR A LENGTH OF DIMENSION A FROM OPPOSITE END, BOTH OVER 1.27μm [.000050] MIN NICKEL.
- ⚠ 0.76μm [.000030] MIN GOLD FOR LENGTH OF 2.54 [.100] MIN FROM MATING END, 2.54μm [.000100] MIN TIN OR TIN-LEAD FOR A LENGTH OF DIMENSION A FROM OPPOSITE END, BOTH OVER 1.27μm [.000050] MIN NICKEL.
-OR-
GOLD FLASH OVER 0.76μm [.000030] MIN PALLADIUM NICKEL FOR A LENGTH OF 2.54 [.100] MIN FROM MATING END, 2.54μm [.000100] MIN TIN OR TIN-LEAD FOR A LENGTH OF DIMENSION A FROM OPPOSITE END, BOTH OVER 1.27μm [.000050] MIN NICKEL.
- ⚠ SHELLS: 5.08μm [.000200] MIN TIN OVER 1.27μm [.000050] MIN COPPER
CLINCH NUT: 5.08μm [.000200] MIN ZINC WITH CLEAR CHROMATE COATING
CONTACTS: SEE TABLE



RECOMMENDED PC BOARD MOUNTING DIMENSIONS

OBSOLETE	4.78 [.188]	2	747302-8
SUPSD BY 747302-1	4.78 [.188]	3	747302-7
OBSOLETE	16.54 [.651]	2	747302-6
OBSOLETE	16.54 [.651]	3	747302-5
OBSOLETE	10.85 [.427]	2	747302-4
OBSOLETE	10.85 [.427]	3	747302-3
SUPSD BY 747302-1	3.18 [.125]	2	747302-2
	3.18 [.125]	3	747302-1
	DIMENSION A	CONTACT FINISH	PART NUMBER

THIS DRAWING IS A CONTROLLED DOCUMENT.

DIMENSIONS: mm [INCHES]	TOLERANCES UNLESS OTHERWISE SPECIFIED:	DIN J McCLINTON 12-6-89	Tyco Electronics Corporation Harrisburg, PA 17105-3608
0 PLC ± -	1 PLC ± -	2-1-90	
2 PLC ± 0.13 [.005]	3 PLC ± -	2-02-90	
4 PLC ± -	ANGLES ± °		
MATERIAL	FINISH	APPROVED: R. STONE	NAME: ROHDE
		PRODUCT SPEC: 108-40025	APPLICATION SPEC:
		SIZE: A1	CAGE CODE: 00779
		WEIGHT: -	DRAWING NO: 747302
		CUSTOMER DRAWING	SCALE: 4:1 SHEET: 1 OF 1 REV: G