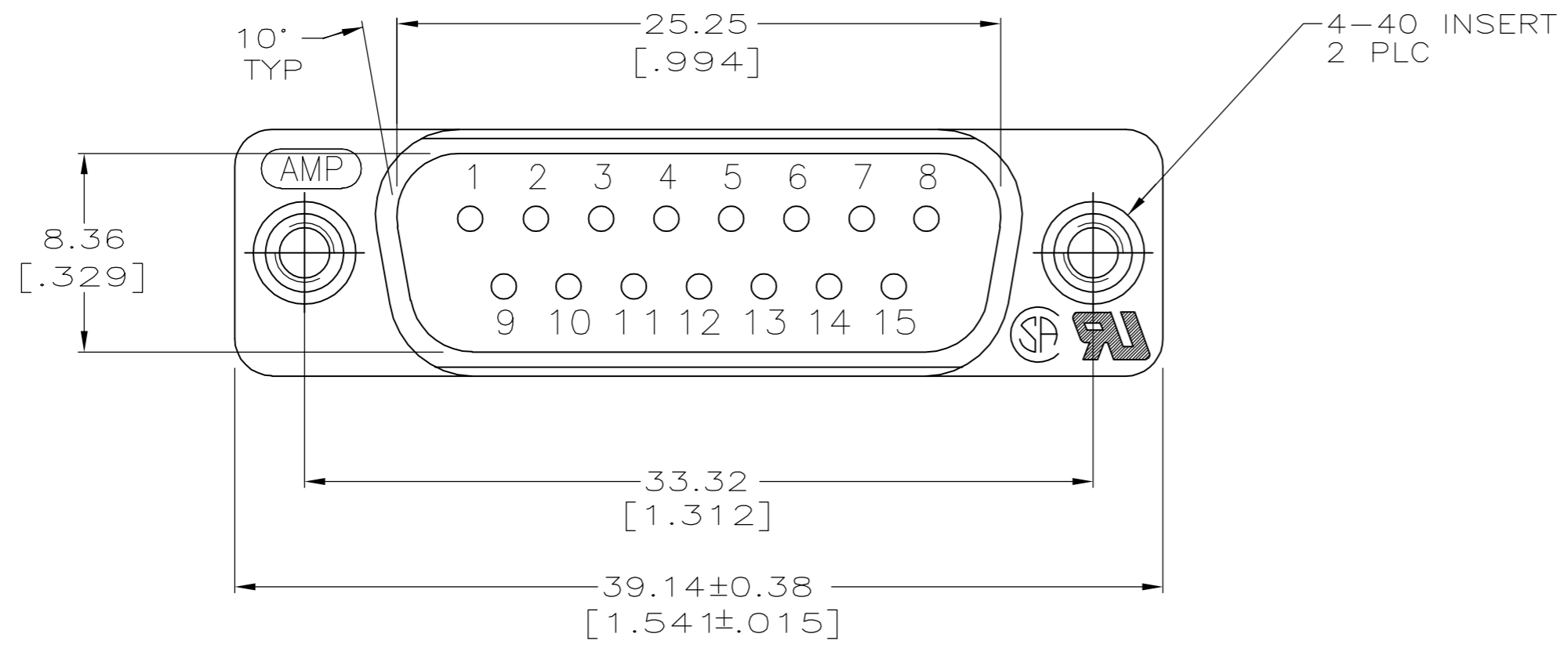
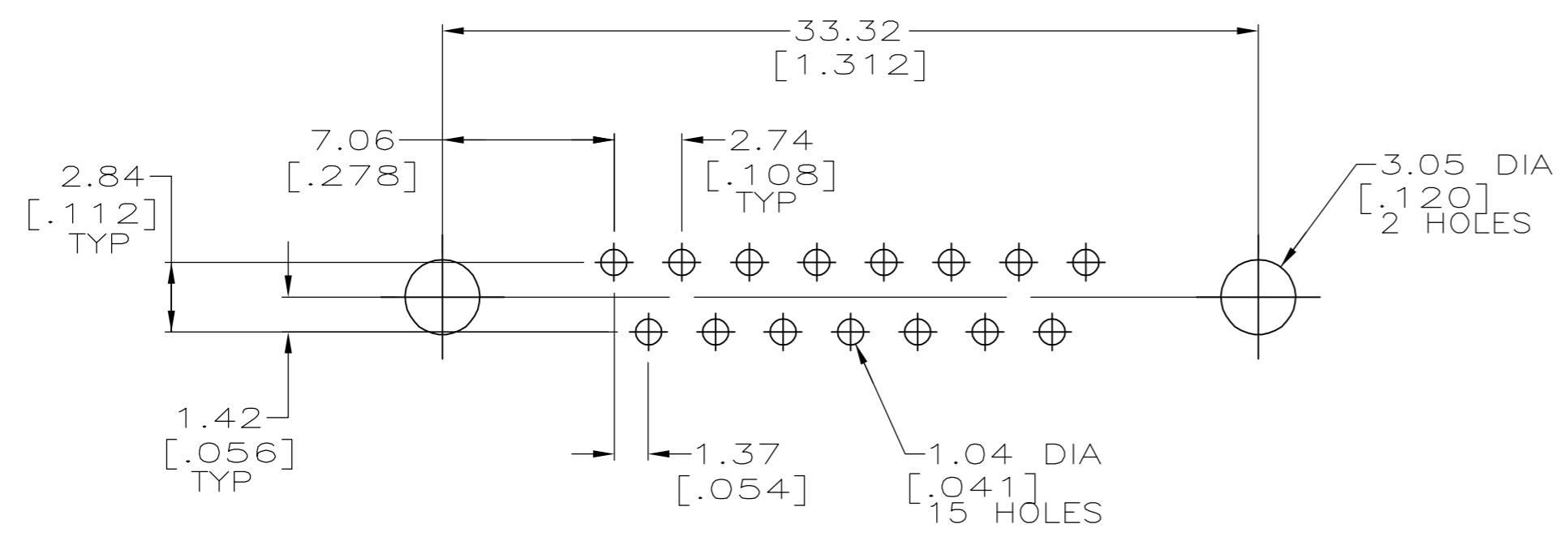
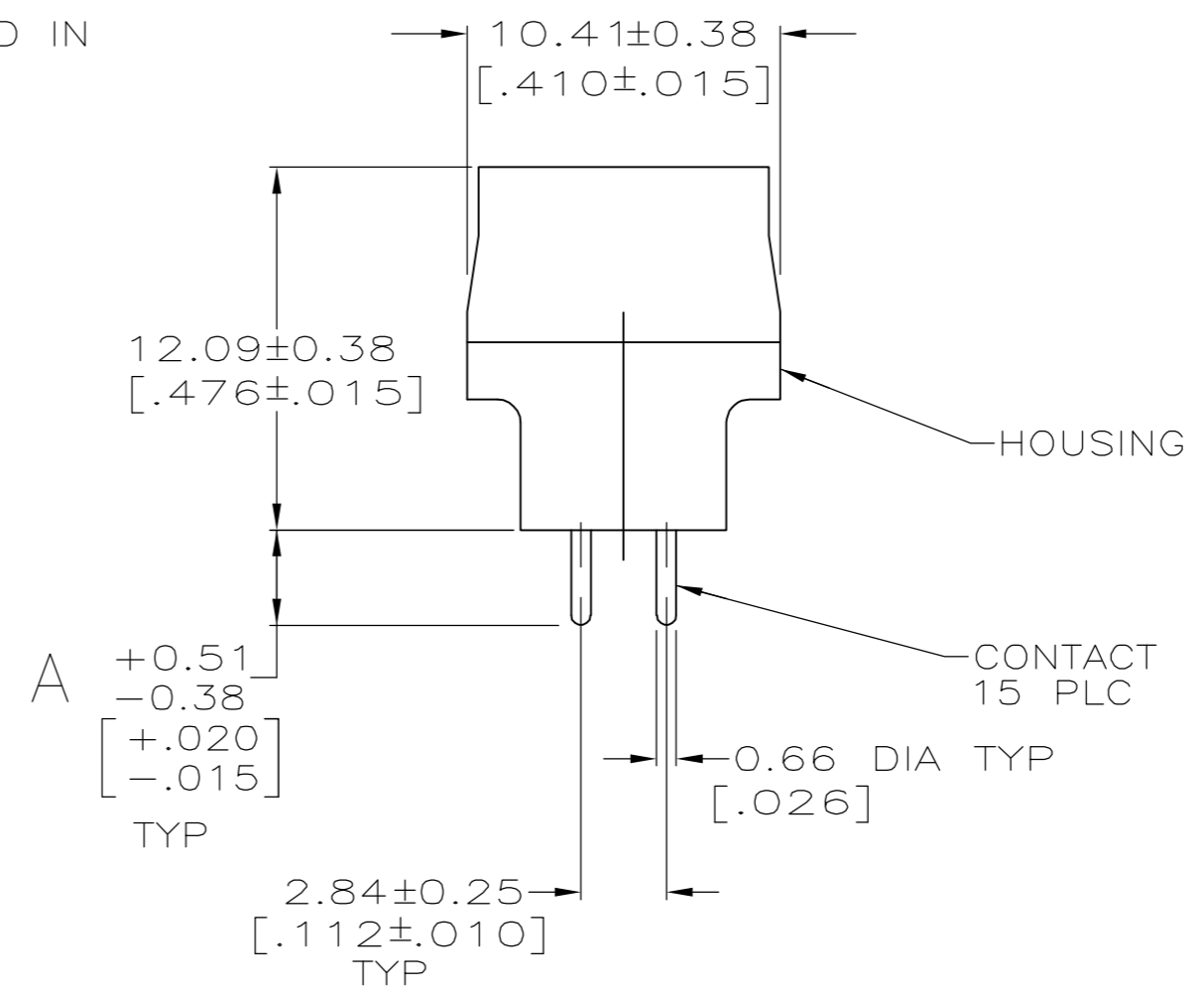
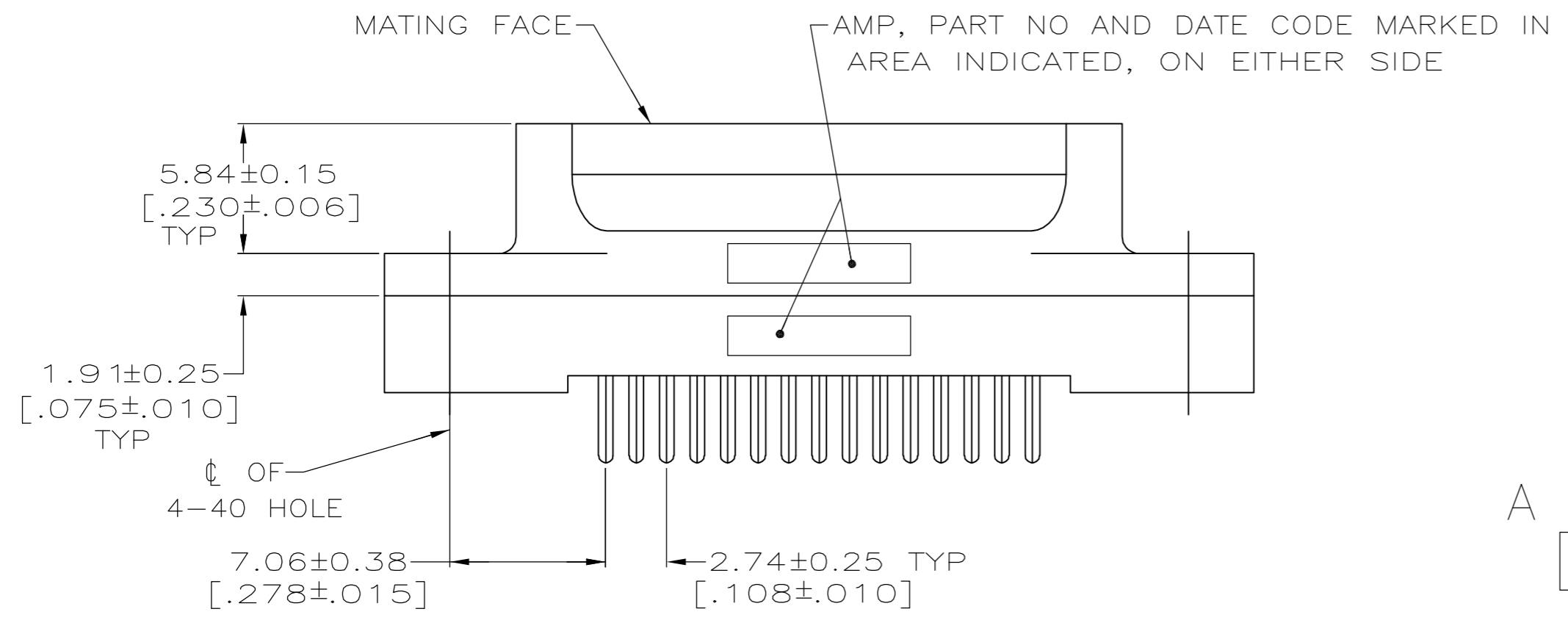


THIS DRAWING IS UNPUBLISHED. RELEASED FOR PUBLICATION
 © COPYRIGHT BY TYCO ELECTRONICS CORPORATION. ALL RIGHTS RESERVED.

LOC	DIST	REVISIONS					
GP	00	P	LTR	DESCRIPTION	DATE	DWN	APVD
		J		REVISED PER ECO-06-028338	11/DEC/06	ZMR	EDB



- ① HOUSING: BLACK POLYESTER, UL 94V-0 RATED;
CONTACTS: BRASS
INSERTS: BRASS
- ② GOLD PLATED FOR LENGTH OF 3.81 [.150] MIN FROM MATING END, GOLD FLASH IN MATED AREA, 2.54µm [.000100] MIN TIN OR TIN-LEAD FOR A LENGTH OF DIMENSION A FROM OPPOSITE END, BOTH OVER 1.27µm [.000050] MIN NICKEL.
- ③ GOLD PLATED FOR LENGTH OF 3.81 [.150] MIN FROM MATING END, 0.76µm [.000030] MIN GOLD IN MATED AREA, 2.54µm [.000100] MIN TIN OR TIN-LEAD FOR A LENGTH OF DIMENSION A FROM OPPOSITE END, BOTH OVER 1.27µm [.000050] MIN NICKEL.
-OR-
GOLD FLASH OVER PALLADIUM NICKEL FOR A LENGTH OF 3.81 [.150] MIN FROM MATING END, 0.76µm [.000030] MIN PALLADIUM NICKEL IN MATED AREA, 2.54µm [.000100] MIN TIN OR TIN-LEAD FOR A LENGTH OF DIMENSION A FROM OPPOSITE END, BOTH OVER 1.27µm [.000050] MIN NICKEL.



RECOMMENDED PC BOARD MOUNTING DIMENSIONS

OBSOLETE	6.35 [.250]	③	745052-6
OBSOLETE	6.35 [.250]	②	745052-5
OBSOLETE	4.32 [.170]	③	745052-4
OBSOLETE	4.32 [.170]	②	745052-3
	3.18 [.125]	③	745052-2
	3.18 [.125]	②	745052-1
	DIMENSION A	CONTACT FINISH	PART NUMBER

THIS DRAWING IS A CONTROLLED DOCUMENT.		DWN J McCLINTON 11-15-89	Tyco Electronics Corporation Harrisburg, PA 17105-3608	
DIMENSIONS: mm [INCHES]		CHK R.STONE 2-1-90	NAME PLUG ASSEMBLY, SIZE 2, 15 POSN, VERTICAL, AMPLIMITE® HD-20	
TOLERANCES UNLESS OTHERWISE SPECIFIED:		APVD C. ROHDE 2-2-90	PRODUCT SPEC 108-40025	
0 PLC ± - 1 PLC ± - 2 PLC ± 0.13 [.005] 3 PLC ± - 4 PLC ± - ANGLES ± 2°		APPLICATION SPEC		
MATERIAL		WEIGHT	SIZE A2	CAGE CODE 00779
CONTACTS: SEE TABLE		SCALE NTS	DRAWING NO C=745052	RESTRICTED TO
CUSTOMER DRAWING		SHEET 1 of 1		REV J