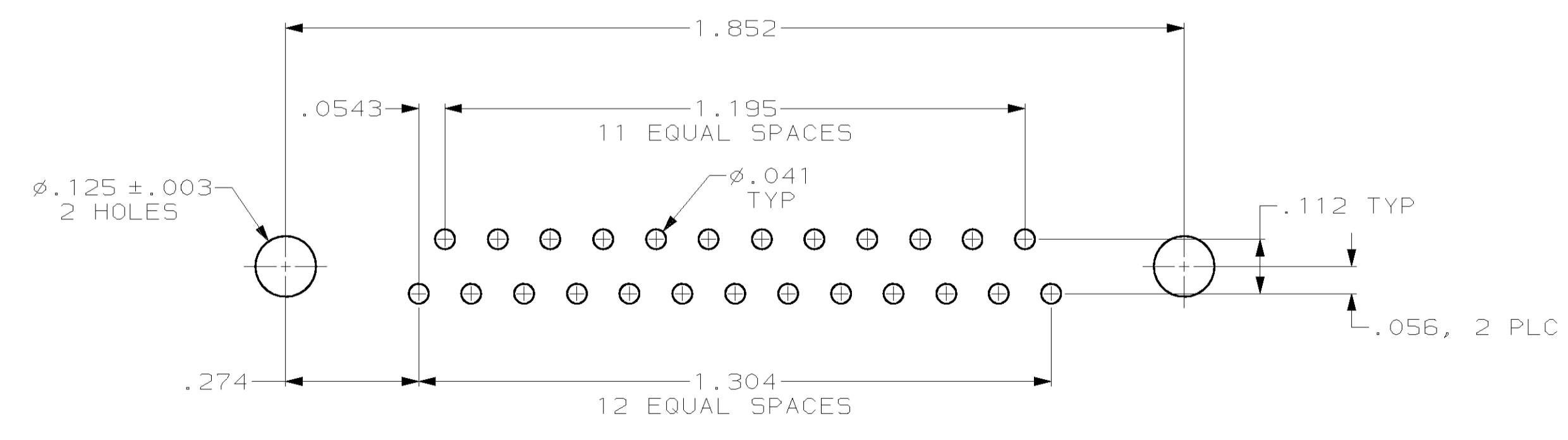
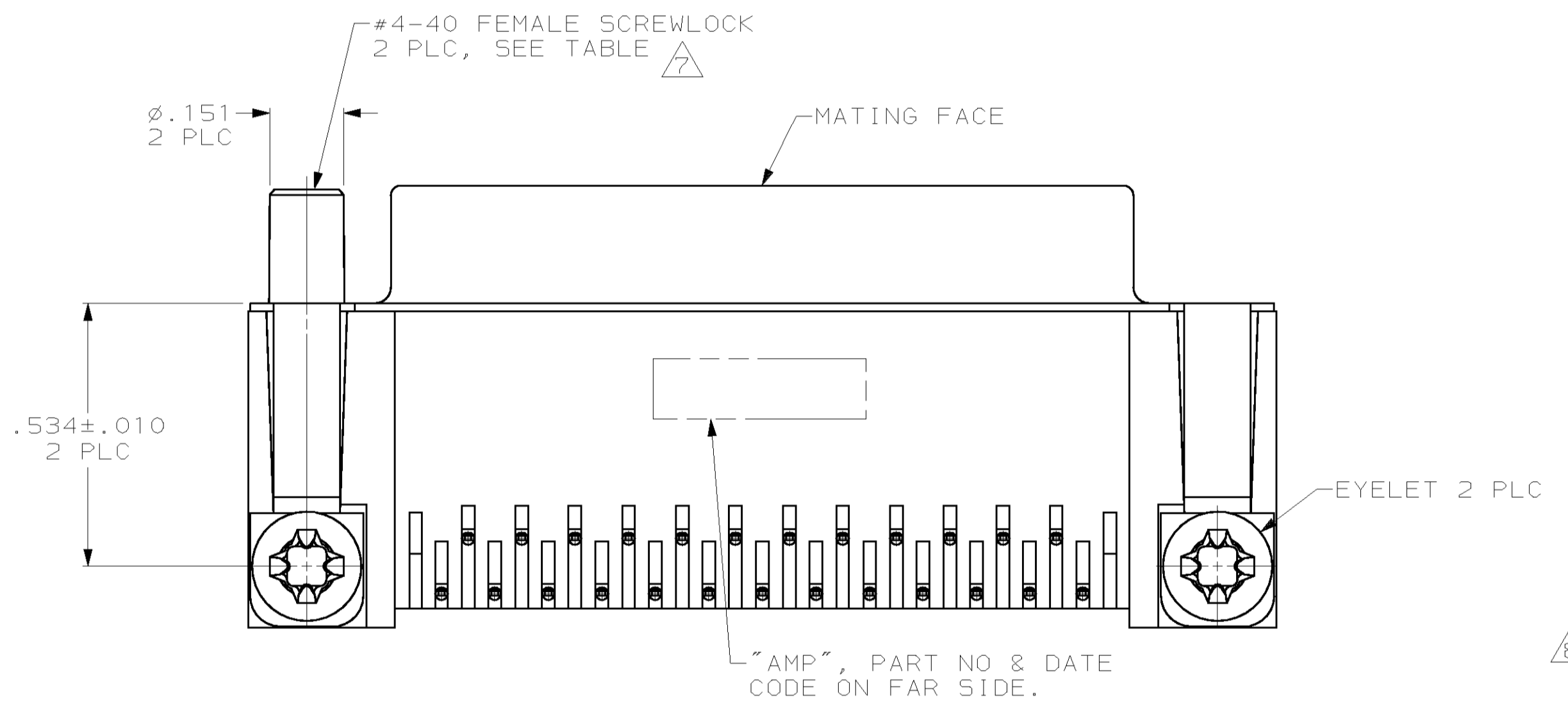
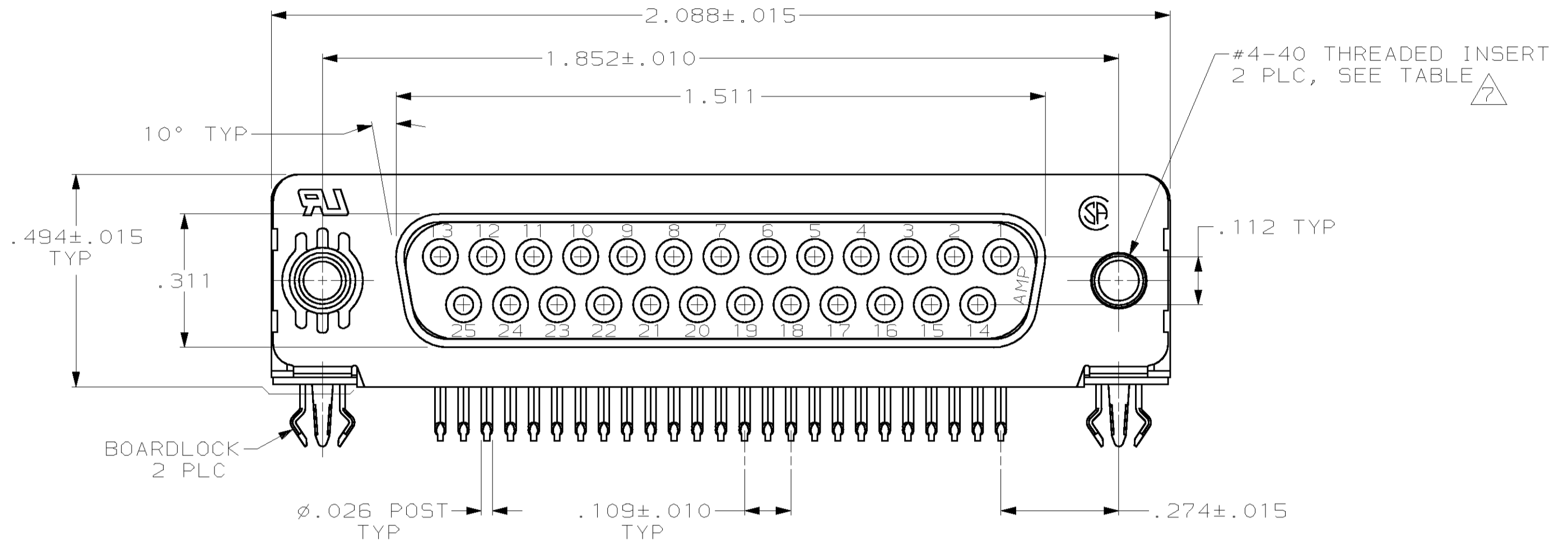


LOC	DIST	REV	DATE	BY	CHK	APVD
BD	77	T	23NOV99	DD	KB	
		U	08 MAY 00	DB	JK	



- CONNECTOR MATES WITH ANY 25 POSITION PLUG IN AMPLIMITE™ SERIES.
- MOLDED PARTS: FLAME RETARDANT 94V-0 RATED THERMOPLASTIC, BLACK.
SHELL: STEEL PER ASTM A109
CONTACTS: PHOSPHOR BRONZE PER QQ-B-750
EYELETS: BRASS
SCREWLOCKS: ZINC
INSERTS: ZINC
BOARDLOCKS: COPPER ALLOY
- SHELL: .000100 MIN TIN OR TIN-LEAD
CONTACTS: SEE TABLE
EYELETS: TIN
BOARDLOCKS: TIN-LEAD
INSERTS: CLEAR CHROMATE
- GOLD PLATING PER MIL-G-45204; NICKEL PLATING PER QQ-N-290; TIN PLATING PER MIL-T-10727.
- GOLD FLASH FOR A DISTANCE OF .100 MIN FROM MATING END, .000100-.000200 BRIGHT TIN OR BRIGHT TIN-LEAD ON TERMINATION END, ALL OVER .000050 NICKEL ON ENTIRE CONTACT.
- .000030 GOLD FOR A DISTANCE OF .100 MIN FROM MATING END, .000100-.000200 BRIGHT TIN OR BRIGHT TIN-LEAD ON TERMINATION END, ALL OVER .000050 NICKEL ON ENTIRE CONTACT.
- SCREWLOCKS & INSERTS WILL WITHSTAND 4 IN-LBS TORQUE & 20 LBS PULL OUT FORCE FROM MATING FACE SIDE.
- DIMENSION APPLIES TO CENTER LINE OF CONTACTS.

SUPSD BY 747854-4	FEMALE SCREWLOCKS	6	747854-6
SUPSD BY 747854-4	FEMALE SCREWLOCKS	5	747854-5
	THREADED INSERTS	6	747854-4
SUPSD BY 747854-4	THREADED INSERTS	5	747854-3
OBSOLETE	.120 DIA HOLES	6	747854-2
OBSOLETE	.120 DIA HOLES	5	747854-1
	MOUNTING HARDWARE		PART NUMBER
	CONTACT FINISH		

THIS DRAWING IS A CONTROLLED DOCUMENT.

DIMENSIONS INCHES	TOLERANCES UNLESS OTHERWISE SPECIFIED:	DWN: J. GALLUCCI 29 JAN 91	AMP Incorporated Harrisburg, PA 17105-3608
0 PLC ±.005	1 PLC ±.005	CHK: W.G. LENKER 15 APR 91	NAME: RECEPTACLE ASSEMBLY, SIZE 3, RIGHT ANGLE, .478 SERIES, FRONT METAL SHELL, .026 DIA POSTS, BOARDLOCKS, AMPLIMITE™ HD-20
2 PLC ±.005	3 PLC ±.005	APVD: J. YOUNG 15 APR 91	PRODUCT SPEC: 108-40025
4 PLC ±.005	ANGLES ±.2°		APPLICATION SPEC: 114-40010
MATERIAL	FINISH	WEIGHT	SIZE: A1 00779
			SCALE: 4:1
			SHEET: 1 OF 1
			REV: U