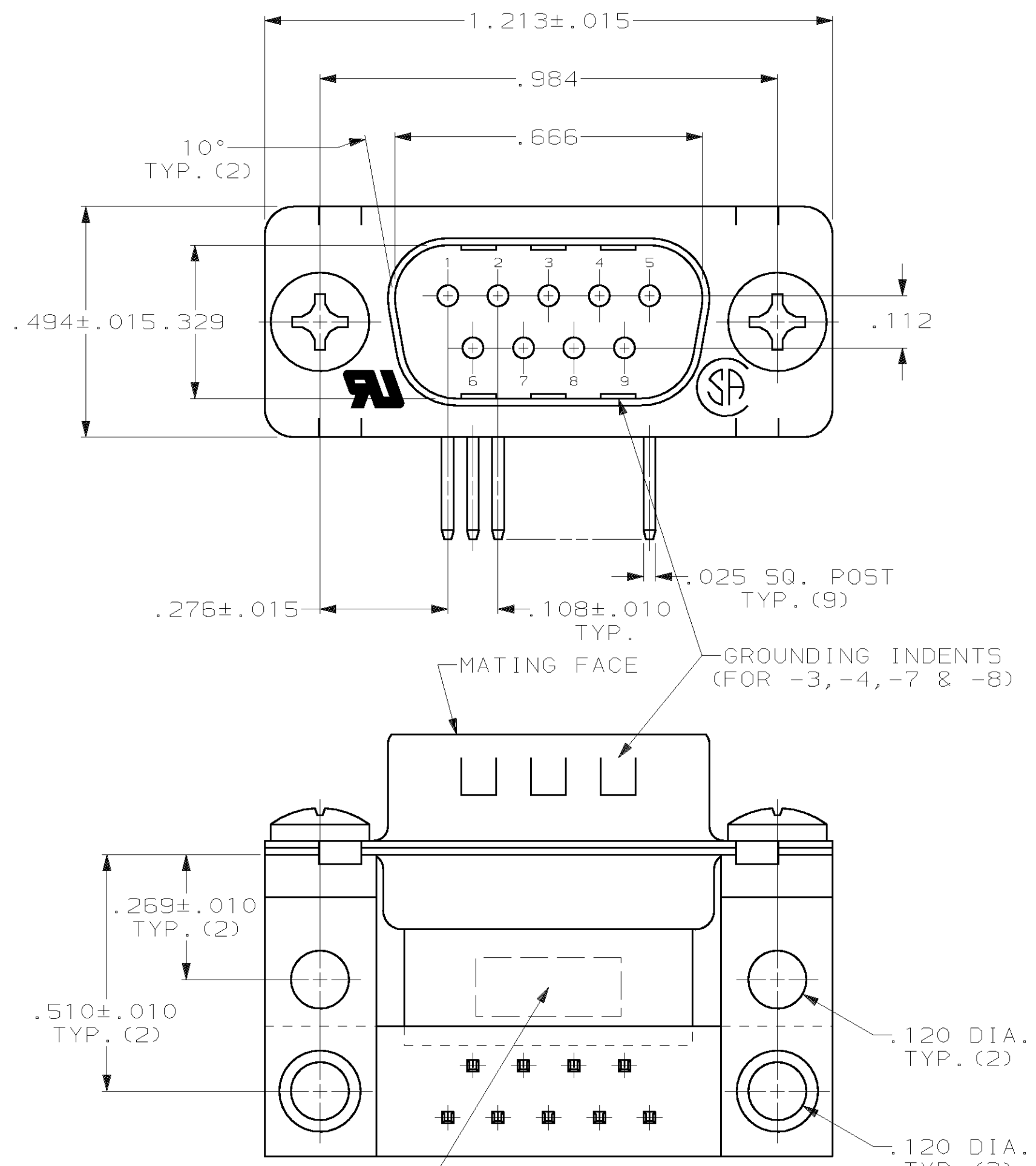
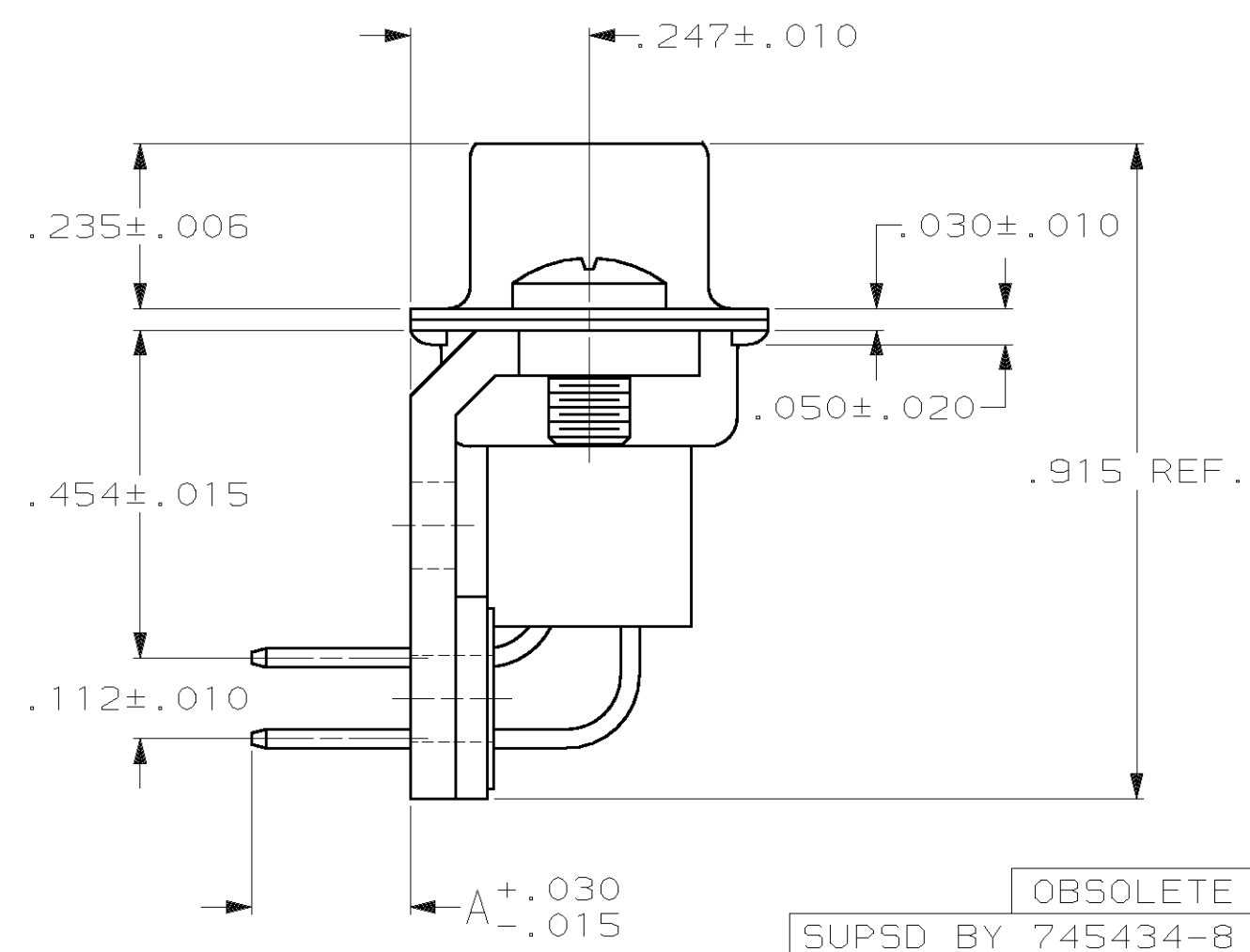


THIS DRAWING IS UNPUBLISHED. RELEASED FOR PUBLICATION, 19 .  
 © COPYRIGHT 19 BY AMP INCORPORATED. ALL INTERNATIONAL RIGHTS RESERVED.

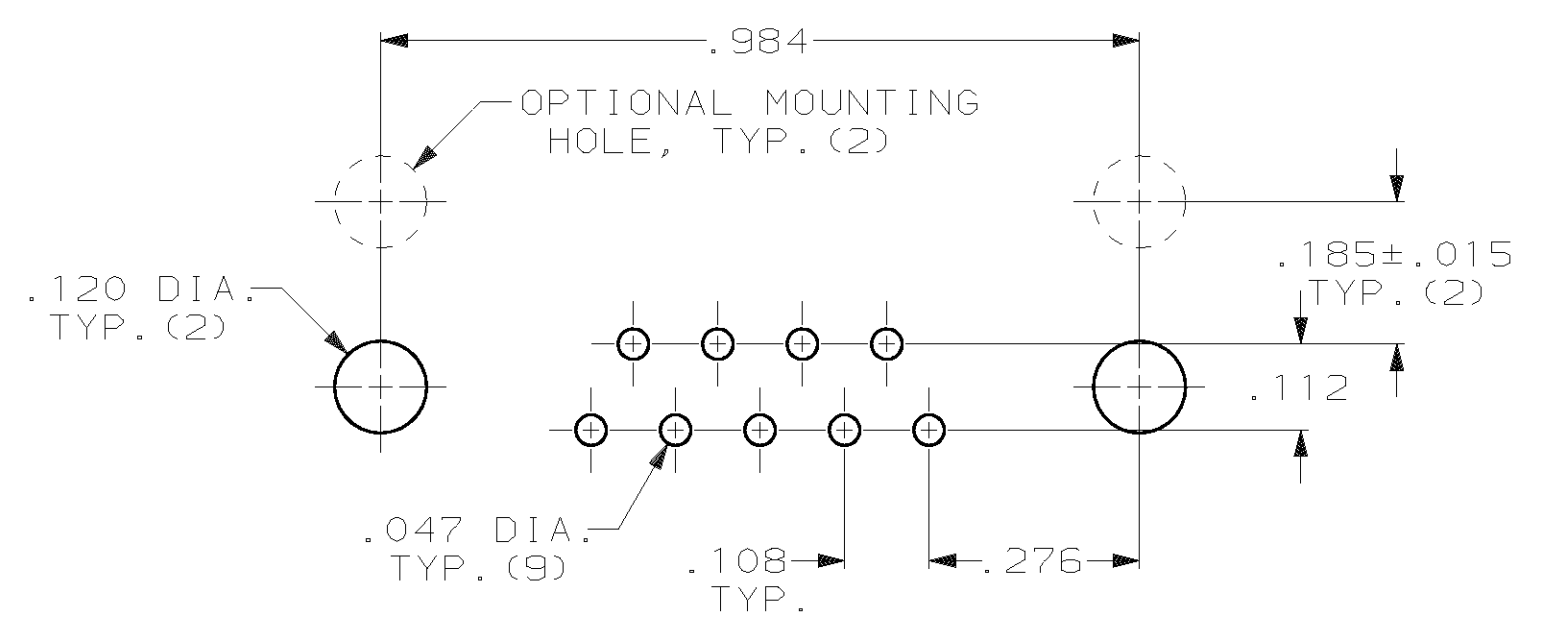
LOC		D15T		P		F		REVISIONS		DATE	APPD
ZONE	LTR	DESCRIPTION		DATE	APPD						
GP	00			J	SUPSD -6 PER EC 0020-423-95	22 AUG 95	RT				
				K	REV PER EC 0640-429-98	17 FEB 99	RT				
				L	OBS -7 PER EC 0U1D-0267-00	05 FEB 01	DK				
				M	REV PER EC 0U1D-0275-00	03JAN02	JR				



- CONNECTOR MATES WITH ANY 9 POS. RECEPTACLE IN AMPLIMITE SERIES & COMPLIES WITH AMP SPEC. 108-40,005 WHERE APPLICABLE.
- FLAME RETARDANT 94V-0 RATED THERMOPLASTIC; COLOR: BLACK.
- STEEL PER ASTM A109.
- BRASS PER MIL-C-50.
- TIN PLATING PER MIL-T-10727, GOLD PLATING PER MIL-G-45204, NICKEL PLATING PER QQ-N-290.
- TIN PLATED.
- GOLD PLATED FOR LENGTH OF .150 MIN FROM MATING END, GOLD FLASH IN MATED AREA, .000100 MIN TIN-LEAD ON OPPOSITE END, BOTH OVER .000050 MIN NICKEL.
- GOLD PLATED FOR LENGTH OF .150 MIN FROM MATING END, .000030 MIN GOLD IN MATED AREA, .000100 MIN TIN-LEAD ON OPPOSITE END, BOTH OVER .000050 MIN NICKEL.



	.125	△8	745434-8	
	.125	△7	745434-7	
SUPSD BY 745434-8	.125	△8	745434-6	
SUPSD BY 745434-7	.125	△7	745434-5	
	.220	△8	745434-4	
	.220	△7	745434-3	
	.220	△8	745434-2	
	.220	△7	745434-1	



DO NOT SCALE PRINT. UNLESS SPECIFIED DIMENSIONS IN INCHES TOLERANCES ON : 2 PLC DEC ± .005 3 PLC DEC ± .005 ANGLES ± 2°	DR 12-29-83 J. GERACE	AMP Incorporated Harrisburg, PA 17105-3608
	CHK 12-29-83 J. GERACE	
MATERIAL MOLDED PARTS: △ SHELLS & BRACKETS: △ CONTACTS: △	APPD 3-15-84 P. SWEIGARD	NAME PLUG ASSEMBLY, SIZE 1, 9 POS., RIGHT ANGLE, .454 SERIES, .025 SQ. POSTS, AMPLIMITE™ HDP
FINISH △ SHELLS & BRACKETS: △ CONTACTS: SEE TABLE	APPD 3-15-84 J. ASSINI	SIZE C 00779
	PRODUCT SPEC -	DRAWING NO C=745434
	APPLICATION SPEC -	SCALE NTS
	WEIGHT -	SHEET 1 OF 1

THIS DRAWING IS A CONTROLLED DOCUMENT FOR AMP INCORPORATED. IT IS SUBJECT TO CHANGE AND THE CONTROLLING ENGINEERING ORGANIZATION SHOULD BE CONTACTED FOR THE LATEST REVISION.