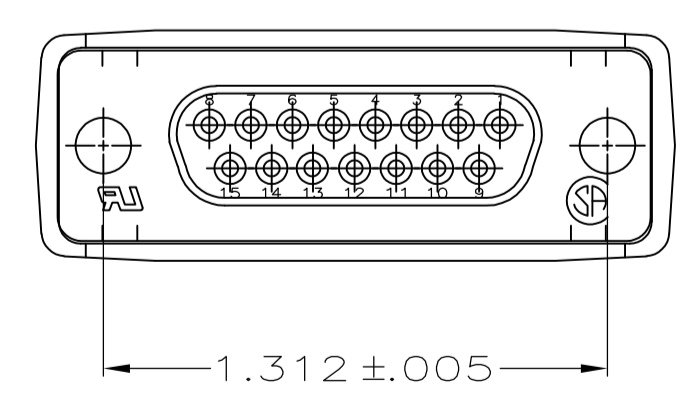
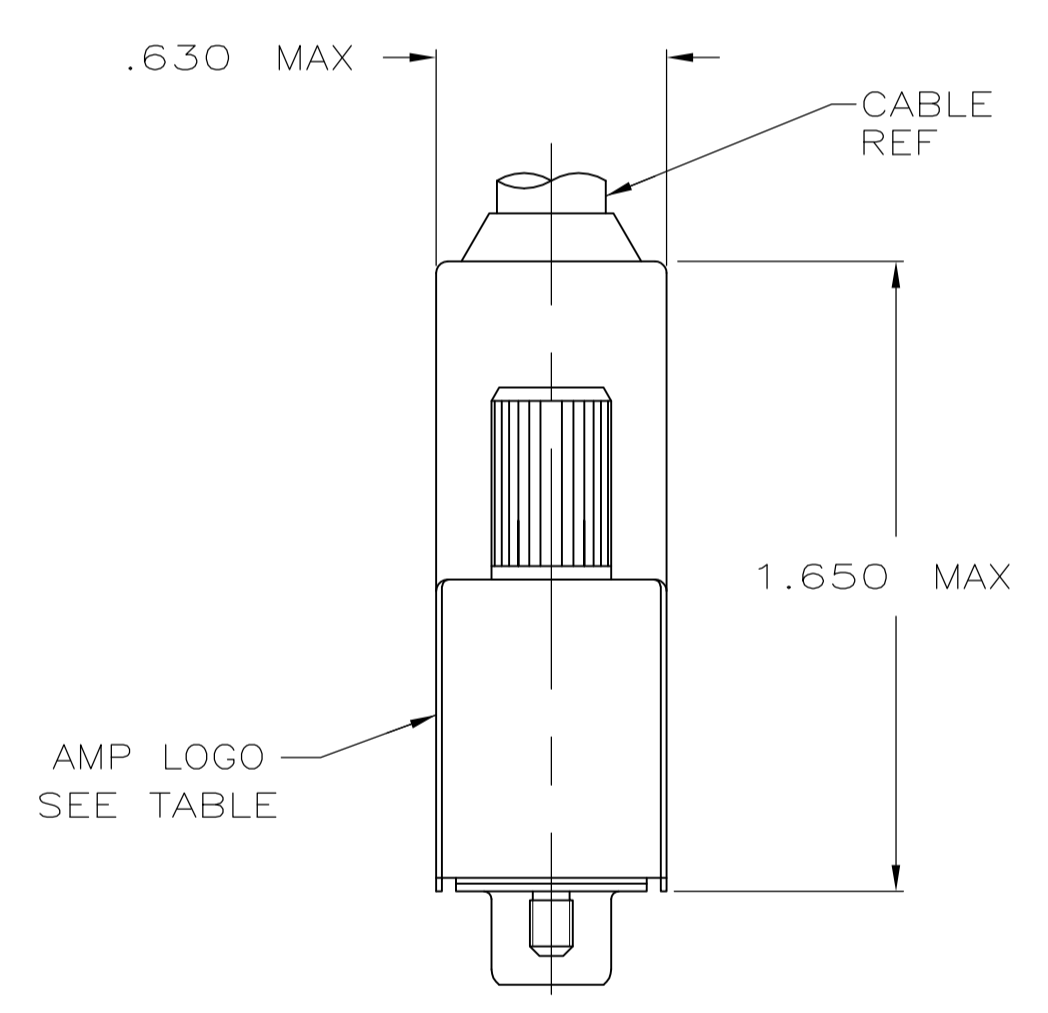
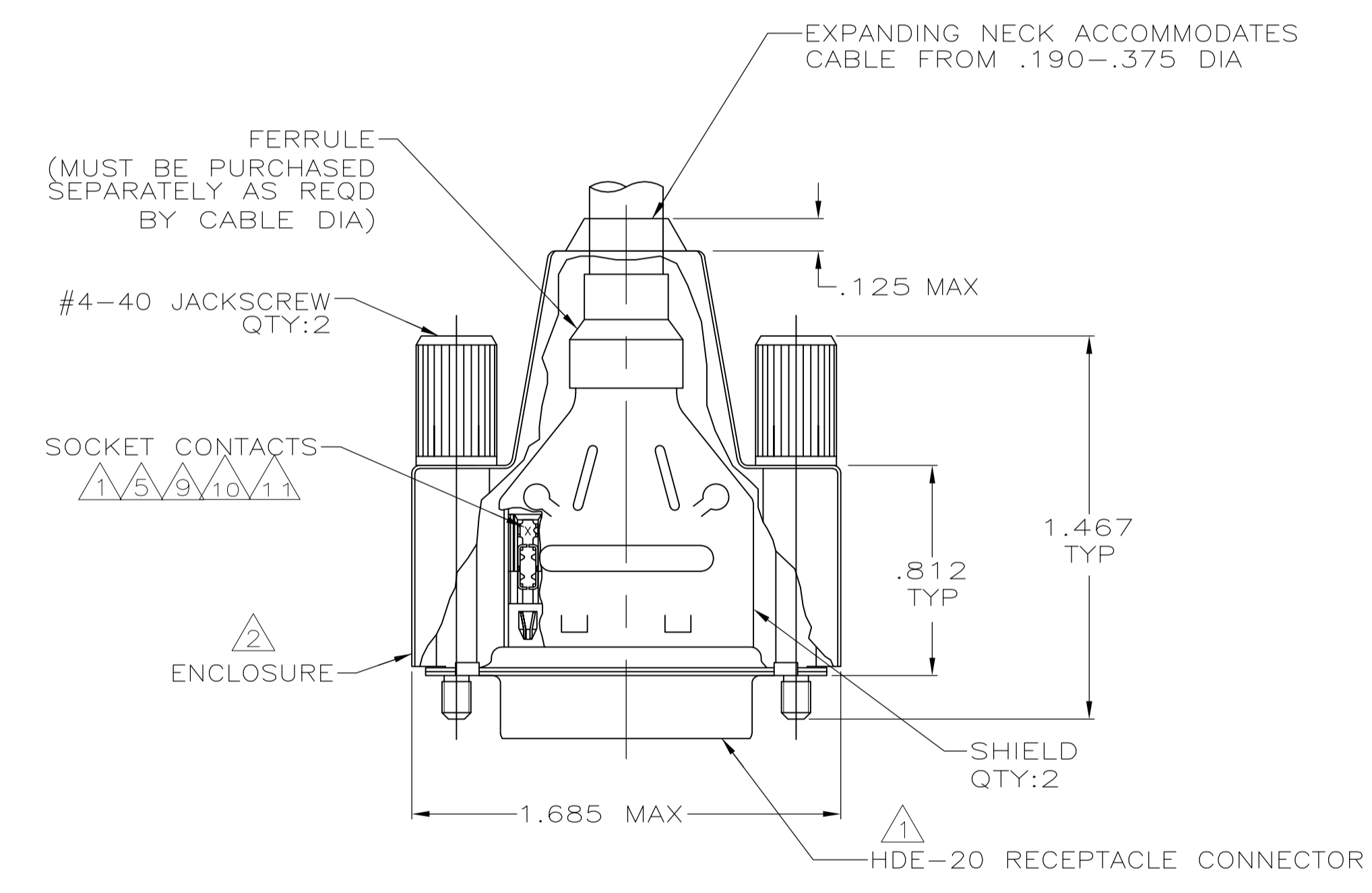


- ① RECEPTACLE CONNECTOR FULLY LOADED WITH CONTACTS. ALL OTHER PARTS ARE SHIPPED UNASSEMBLED. EACH PART INDIVIDUALLY BULK PACKED.
- ② FLAME RETARDANT 94V-0 RATED, POLYOLEFIN OR PVC, BLACK.
- ③ INSERT: FLAME RETARDANT 94V-0 RATED, GLASS-FILLED, NYLON OR POLYESTER, BLACK.
- ④ SHELLS & SHIELDS: STEEL PER ASTM A109.
- ⑤ CONTACTS: PHOSPHOR BRONZE PER QQ-B-750.
- ⑥ GOLD PLATING PER MIL-G-45204, NICKEL PLATING PER QQ-N-290, TIN PLATING PER MIL-T-10727, ZINC PLATING PER B633, TYPE II, CLASS SCI, BLACK CHROMATE.
- ⑦ SHELLS & SHIELDS: TIN PLATED.
- ⑧ JACKSCREWS: ZINC PHOSPHATE COATING, BLACK.
- ⑨ PLATED WITH GOLD FLASH ON MATING END FOR LENGTH OF .100 MIN, .000100-.000200 TIN OR TIN LEAD ON TERMINATION END, ALL OVER .000030 MIN NICKEL ON ENTIRE CONTACT.
- ⑩ PLATED WITH .000030 GOLD FOR LENGTH OF .100 MIN FROM MATING END, WITH POINT OF MEASUREMENT .050 FROM MATING END OF CONTACT, .000100-.000200 TIN OR TIN LEAD ON TERMINATION END, ALL OVER .000030 MIN NICKEL ON ENTIRE CONTACT.
- ⑪ NUMBER ON CONTACT INDICATES WIRE RANGE.
- ⑫ OBSOLETE PART NUMBER.
- ⑬ SEE RESTRICTED CUSTOMER DRAWING 1-747945-3
- ⑭ CONTACTS SELECTIVELY LOADED IN POSITIONS 2,3,5,6,9,10,12, & 13.
- ⑮ PLATED WITH .000030 GOLD FOR LENGTH OF .100 MIN FROM MATING END, .000100-.000200 TIN ON TERMINATION END, ALL OVER .000050 MIN NICKEL UNDERPLATE ON ENTIRE CONTACT.
- ⑯ PLATED WITH GOLD FLASH FOR A LENGTH OF .100 MIN FROM MATING END, .000100-.000200 TIN ON TERMINATION END, ALL OVER .000030 MIN NICKEL UNDERPLATE ON ENTIRE CONTACT.
- ⑰ JACKSCREWS: ZINC ALLOY.



⑥	YES	2	22-26	⑫	1-747945-6
⑮	YES	1	26-30		1-747945-5
⑨	YES	2	22-26	⑭ ⑫	1-747945-4
				⑬ ⑫	
⑨	NO	3	20-22	⑫	1-747945-2
	NO	2	22-26	⑫	1-747945-1
	NO	1	26-30	⑫	1-747945-0
⑩	NO	3	20-22	⑫	747945-9
	NO	2	22-26	⑫	747945-8
	NO	1	26-30	⑫	747945-7
	YES	3	20-22	⑫	747945-6
⑨	YES	2	22-26	⑫	747945-5
	YES	1	26-30	⑫	747945-4
⑩	YES	3	20-22	⑫	747945-3
	YES	2	22-26	⑫	747945-2
	YES	1	26-30	⑫	747945-1
CONTACT FINISH	LOGO	⑰	WIRE RANGE	PART NUMBER	

THIS DRAWING IS A CONTROLLED DOCUMENT.

DIMENSIONS: INCHES	TOLERANCES UNLESS OTHERWISE SPECIFIED:	0 PLC ± -	1 PLC ± -	2 PLC ± -	3 PLC ± .020	4 PLC ± -	ANGLES ± -
MATERIAL		FINISH		CUSTOMER DRAWING			

APPROVED: L. VARELA - DOCKS	DATE: 11-17-04	BY: J. GERACE	DATE: 11-17-04
APPROVED: M. WALMSLEY		DATE: 11-17-04	
APPLICATION SPEC: 114-40002		SIZE: A1	SCALE: 2:1
WEIGHT: -		CAGE CODE: 00779	DRAWING NO: 747945
CUSTOMER DRAWING		SHEET: 1 OF 1	REV: W

THIS DRAWING IS UNPUBLISHED. RELEASED FOR PUBLICATION
 © COPYRIGHT BY TYCO ELECTRONICS CORPORATION. ALL RIGHTS RESERVED.

Tyco Electronics Corporation
 Harrisburg, PA 17105-3608

NAME: SHIELDING ENCLOSURE KIT, RCPT, SIZE 2, 15 POSN, AMPLIMITE HDE-20