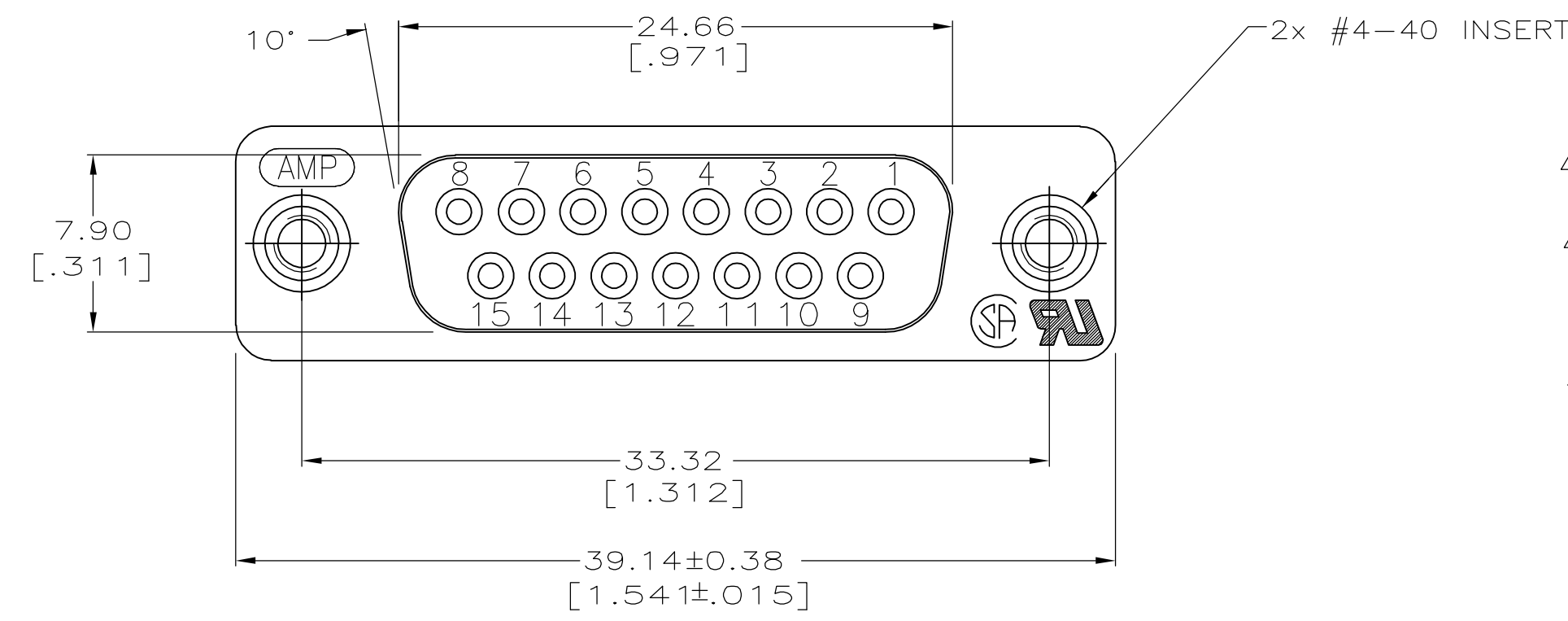
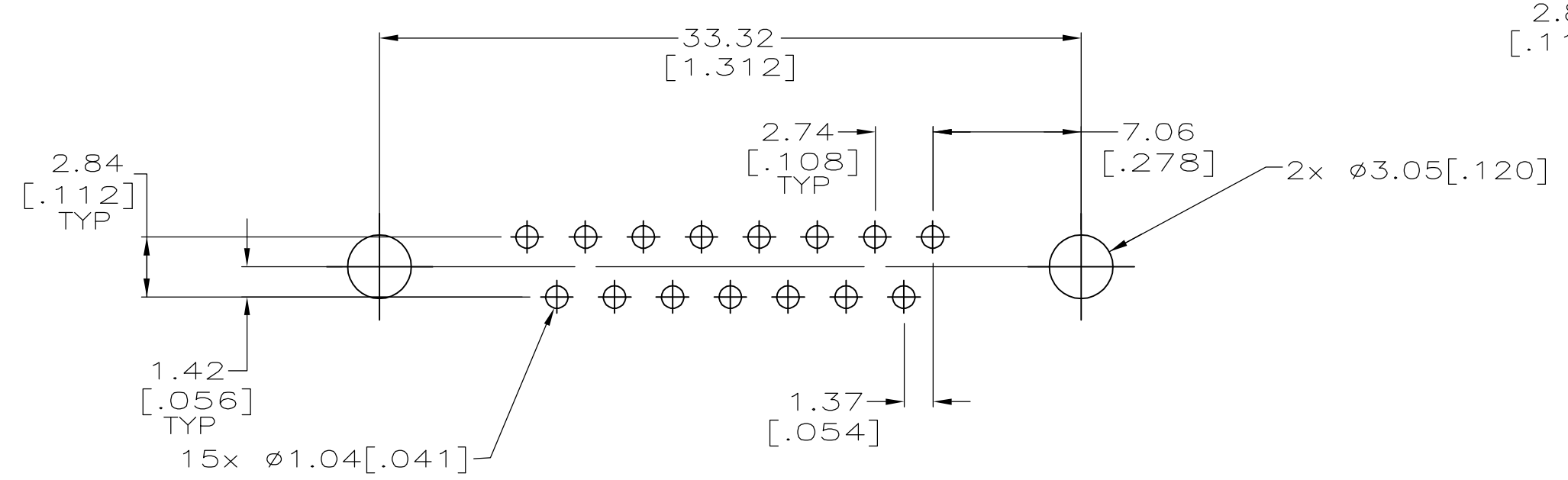
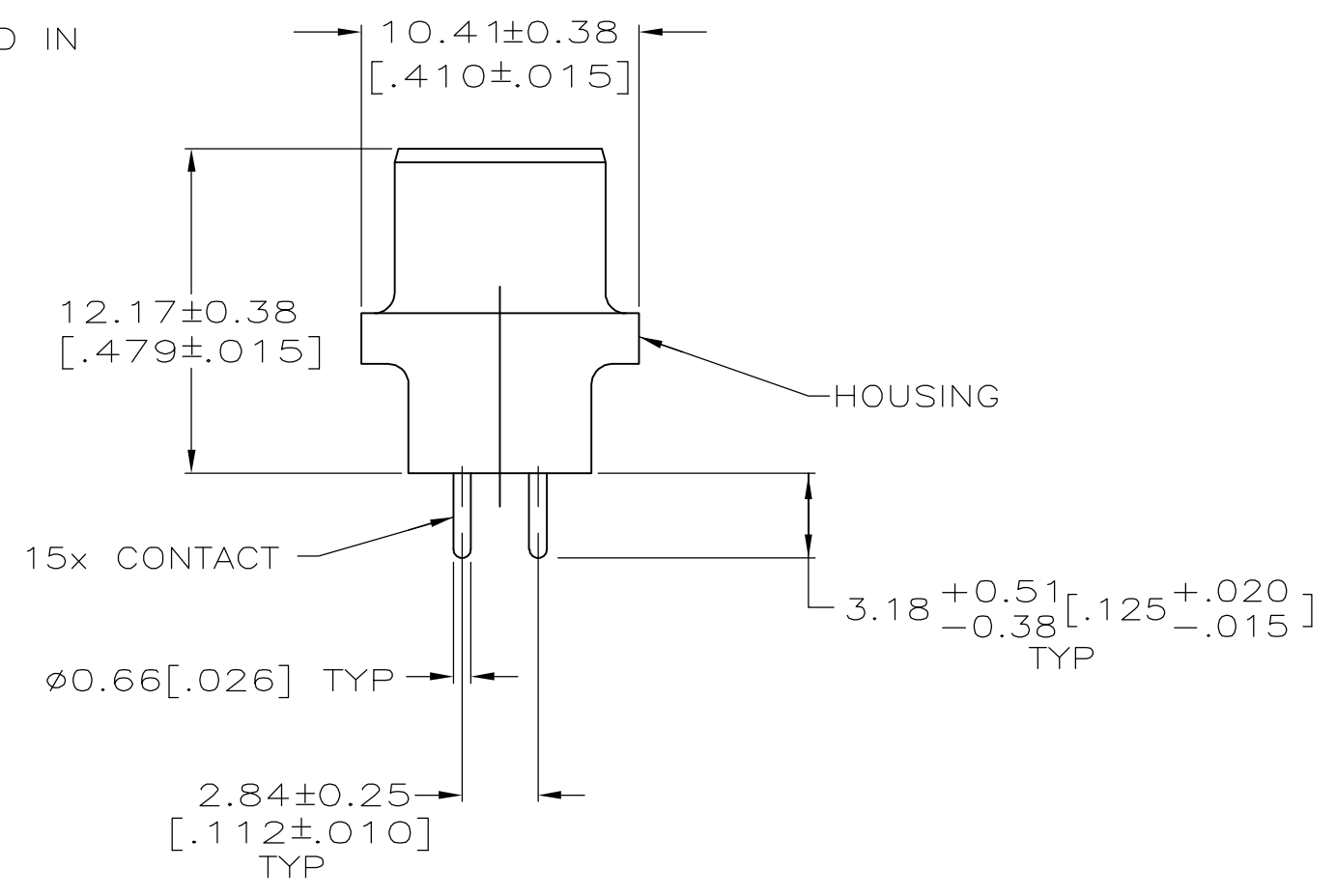
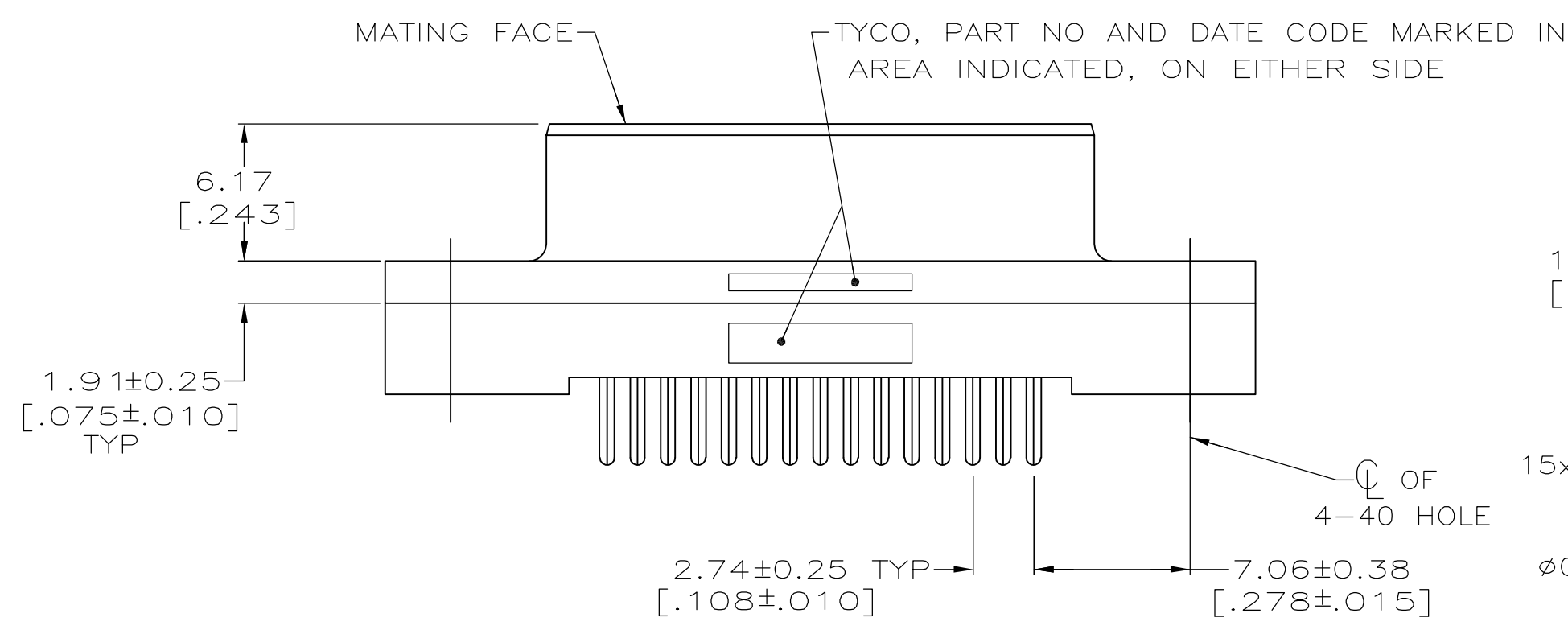


LOC	DIST	REVISIONS					
GP	00	P	LTR	DESCRIPTION	DATE	OWN	APVD
		0		RELEASED PER EC 0513-0087-05	13SEP05	GP	JG



- 1 HOUSING: BLACK POLYESTER, UL 94V-0 RATED; CONTACTS: PHOSPHOR BRONZE; INSERTS: BRASS.
- 2 GOLD FLASH FOR A LENGTH OF 2.54[.100] MIN FROM MATING END, 2.54 μm[.000100] MIN TIN ON OPPOSITE END, ALL OVER 1.27 μm[.000050] MIN NICKEL.
- 3 0.76 μm[.000030] MIN GOLD FOR A LENGTH OF 2.54[.100] MIN FROM MATING END, 2.54 μm[.000100] MIN TIN ON OPPOSITE END, ALL OVER 1.27 μm[.000050] MIN NICKEL.



RECOMMENDED PC BOARD MOUNTING DIMENSIONS

**COPYRIGHT 2005  
TYCO ELECTRONICS CORP  
ALL RIGHTS RESERVED**

3	5745057-4
2	5745057-3
CONTACT FINISH	PART NO

THIS DRAWING IS A CONTROLLED DOCUMENT.		DWN G.PETERS 13SEP05	Tyco Electronics Corporation Harrisburg, PA 17105-3608	
DIMENSIONS: mm [INCHES]		CHK S.BOLASH 13SEP05	RECEPTACLE ASSEMBLY, SIZE 2, 15 POSN, VERTICAL, AMPLIMITE HD-20	
TOLERANCES UNLESS OTHERWISE SPECIFIED:		APVD M.WALMSLEY 13SEP05	RESTRICTED TO	
0 PLC ± -	1 PLC ± -	PRODUCT SPEC 108-40025	SIZE A2	CAGE CODE 00779
2 PLC ± 0.13 [0.005]	3 PLC ± -	APPLICATION SPEC	DRAWING NO 5745057	SHEET 1 of 1
4 PLC ± -	ANGLES ± ± 2'	FINISH	WEIGHT -	REV 0
MATERIAL	SEE TABLE	CUSTOMER DRAWING	SCALE 4:1	