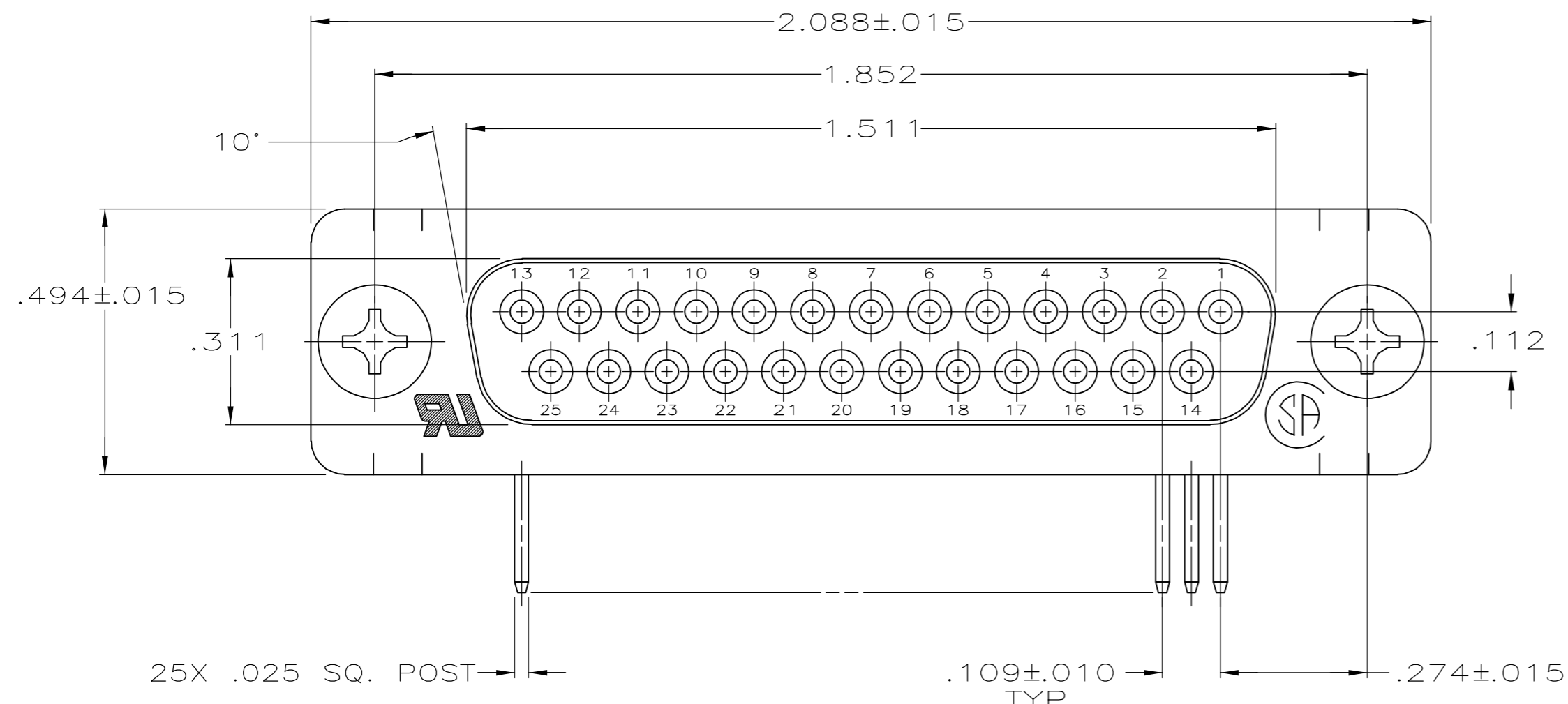
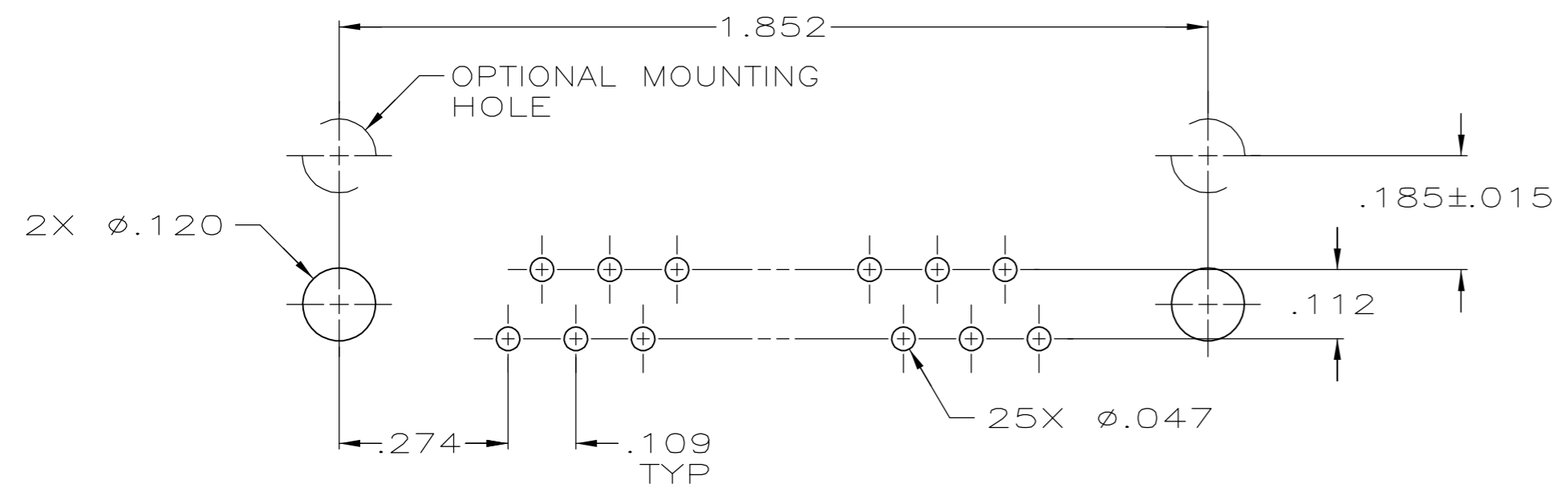
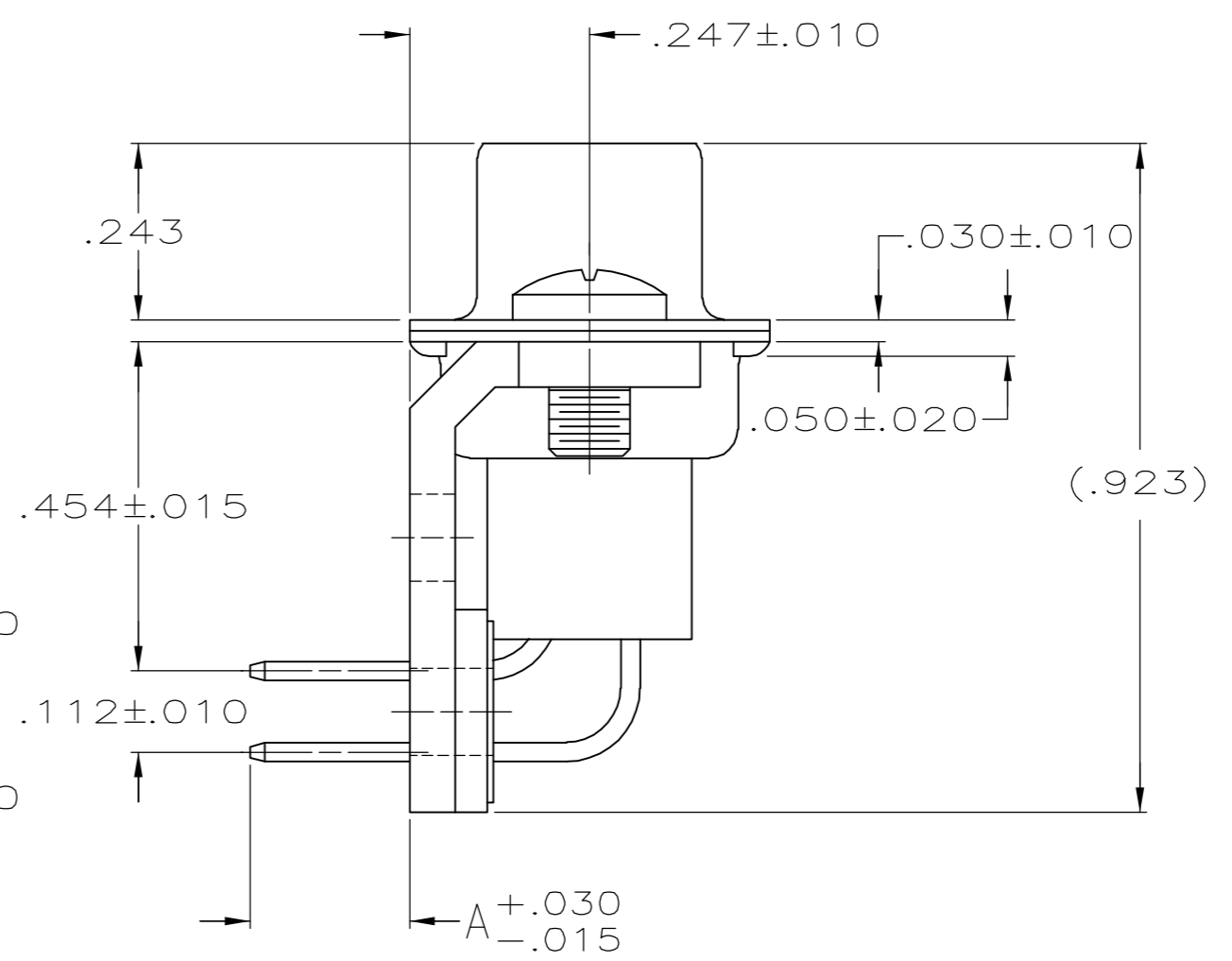
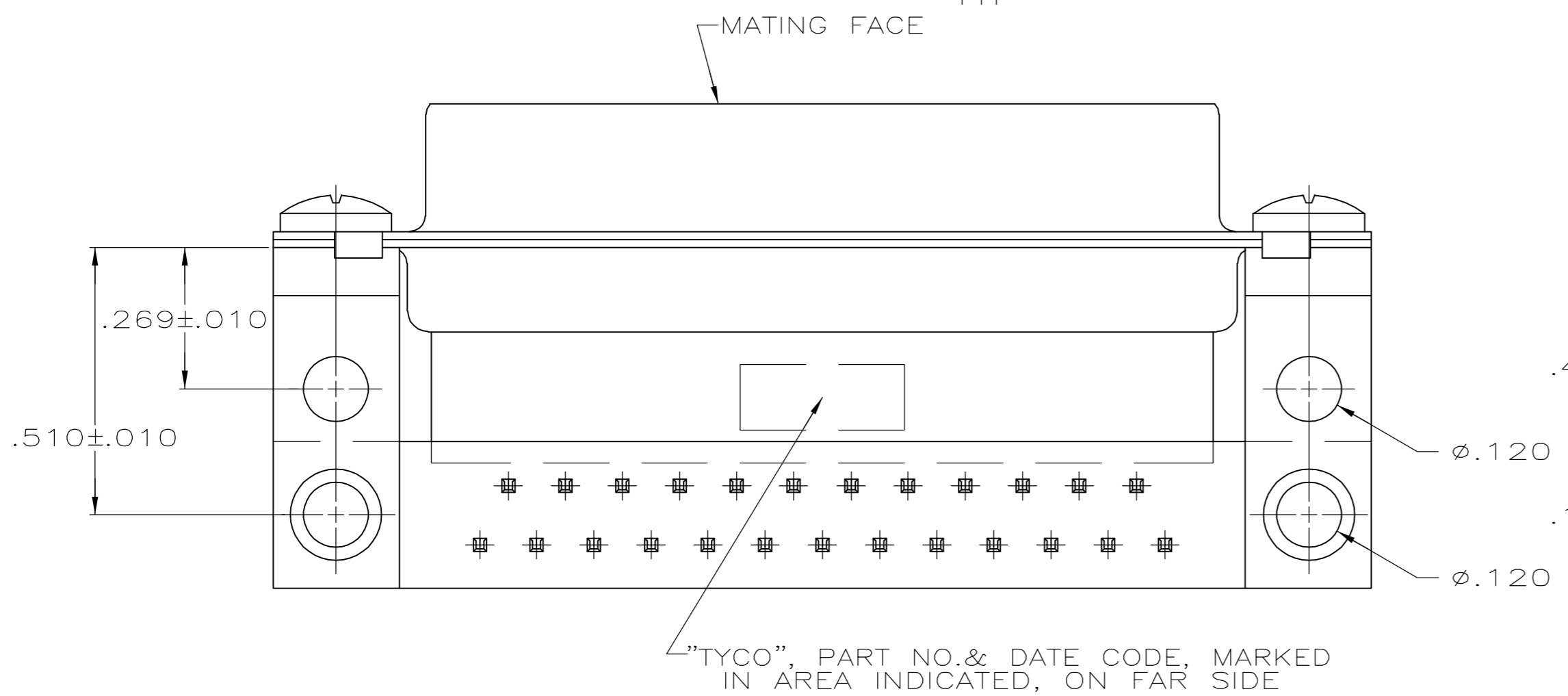


THIS DRAWING IS UNPUBLISHED. RELEASED FOR PUBLICATION
 © COPYRIGHT 2005 BY TYCO ELECTRONICS CORPORATION. ALL RIGHTS RESERVED.

LOC	DIST	REVISIONS					
GP	00	P	LTR	DESCRIPTION	DATE	DWN	APVD
		A		REVISED PER ECO-06-028339	3/JAN/07	ZMREDB	



- 1 MOLDED PARTS: GLASS FILLED NYLON, UL94V-0 RATED, COLOR BLACK.
SHELLS & BRACKETS: CARBON STEEL.
CONTACTS: PHOSPHOR BRONZE.
- 2 SHELLS: .000200 MIN TIN OVER .000100 MIN COPPER.
BRACKETS: .000200 MIN TIN OVER .000050 MIN COPPER.
CONTACTS: SEE TABLE
- 3 GOLD FLASH FOR A LENGTH OF .100 MINIMUM FROM MATING END, .000100 MINIMUM TIN ON OPPOSITE END, BOTH OVER .000050 MINIMUM NICKEL.
- 4 .000030 MIN GOLD FOR A LENGTH OF .100 MIN FROM MATING END, .000100 MIN TIN ON OPPOSITE END, BOTH OVER .000050 MIN NICKEL.
-OR-
GOLD FLASH OVER .000030 MIN PALLADIUM NICKEL PLATED FOR A LENGTH OF .100 MIN FROM MATING END, .000100 MIN TIN ON OPPOSITE END, BOTH OVER .000050 MIN NICKEL.



P.C. BOARD MOUNTING DIMENSIONS

.125	4	5745440-4
.220	3	5745440-1
A	CONTACT FINISH	PART NUMBER

THIS DRAWING IS A CONTROLLED DOCUMENT.		DWN D. HENNY 8-31-05	Tyco Electronics Corporation Harrisburg, PA 17105-3608	
DIMENSIONS: INCHES	TOLERANCES UNLESS OTHERWISE SPECIFIED:	CHK S. BOLASH 8-31-05	NAME M. WALMSLEY 8-31-05	
	0 PLC ± -	APVD M. WALMSLEY 8-31-05	PRODUCT SPEC 108-40025	
	1 PLC ± -		APPLICATION SPEC 114-40013	
MATERIAL	FINISH	WEIGHT	SIZE A2	CAGE CODE 00779
1	2	-	DRAWING NO C=5745440	RESTRICTED TO -
CUSTOMER DRAWING			SCALE 4:1	SHEET 1 of 1

5745440