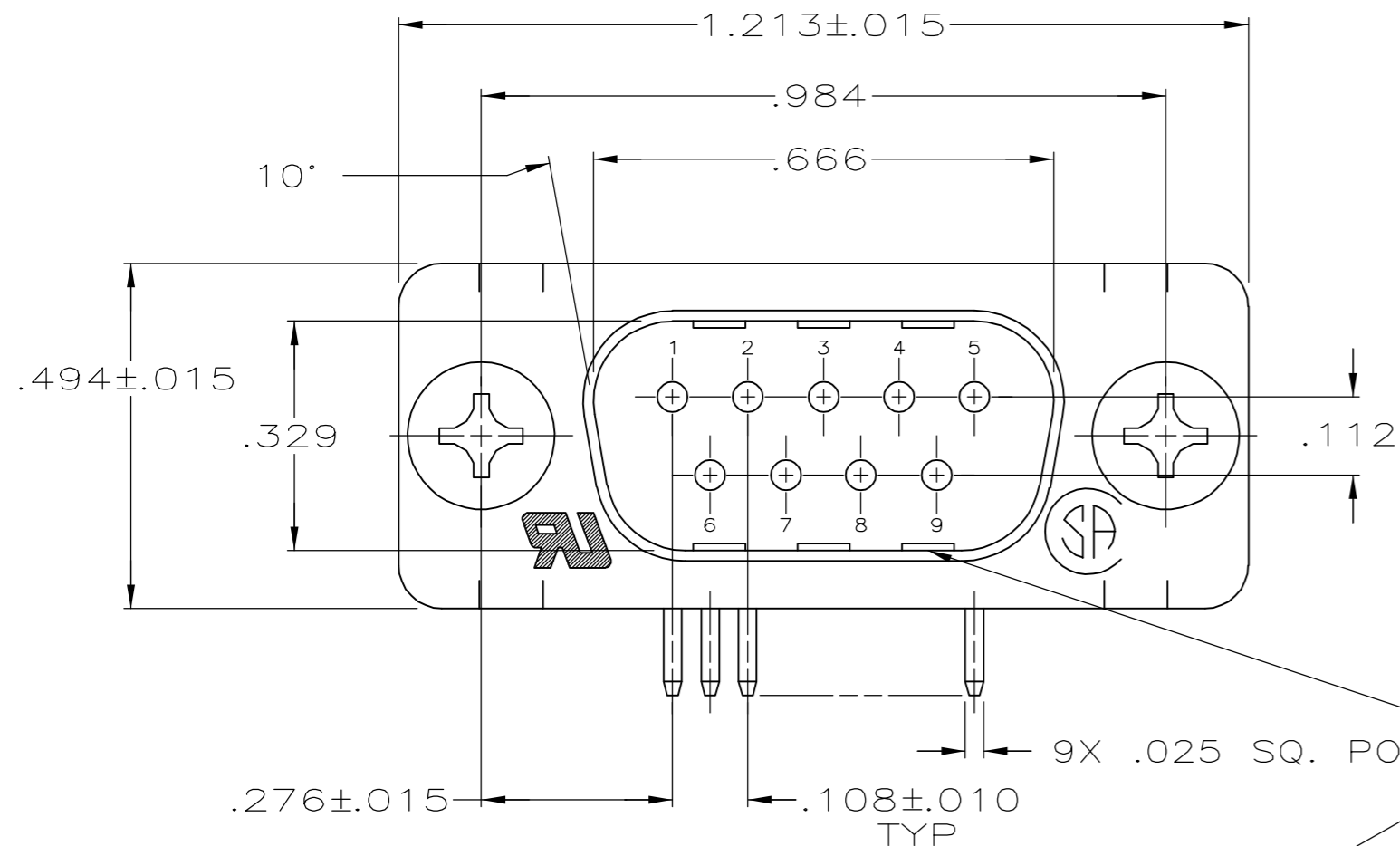
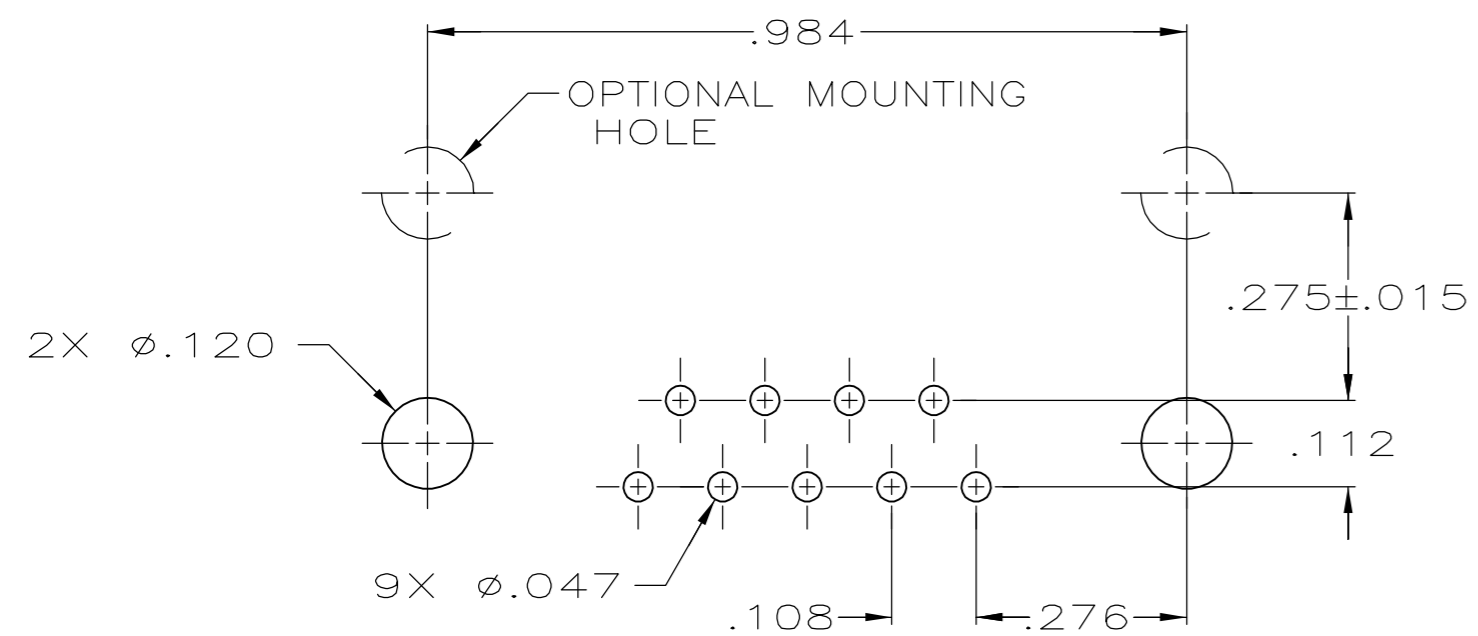
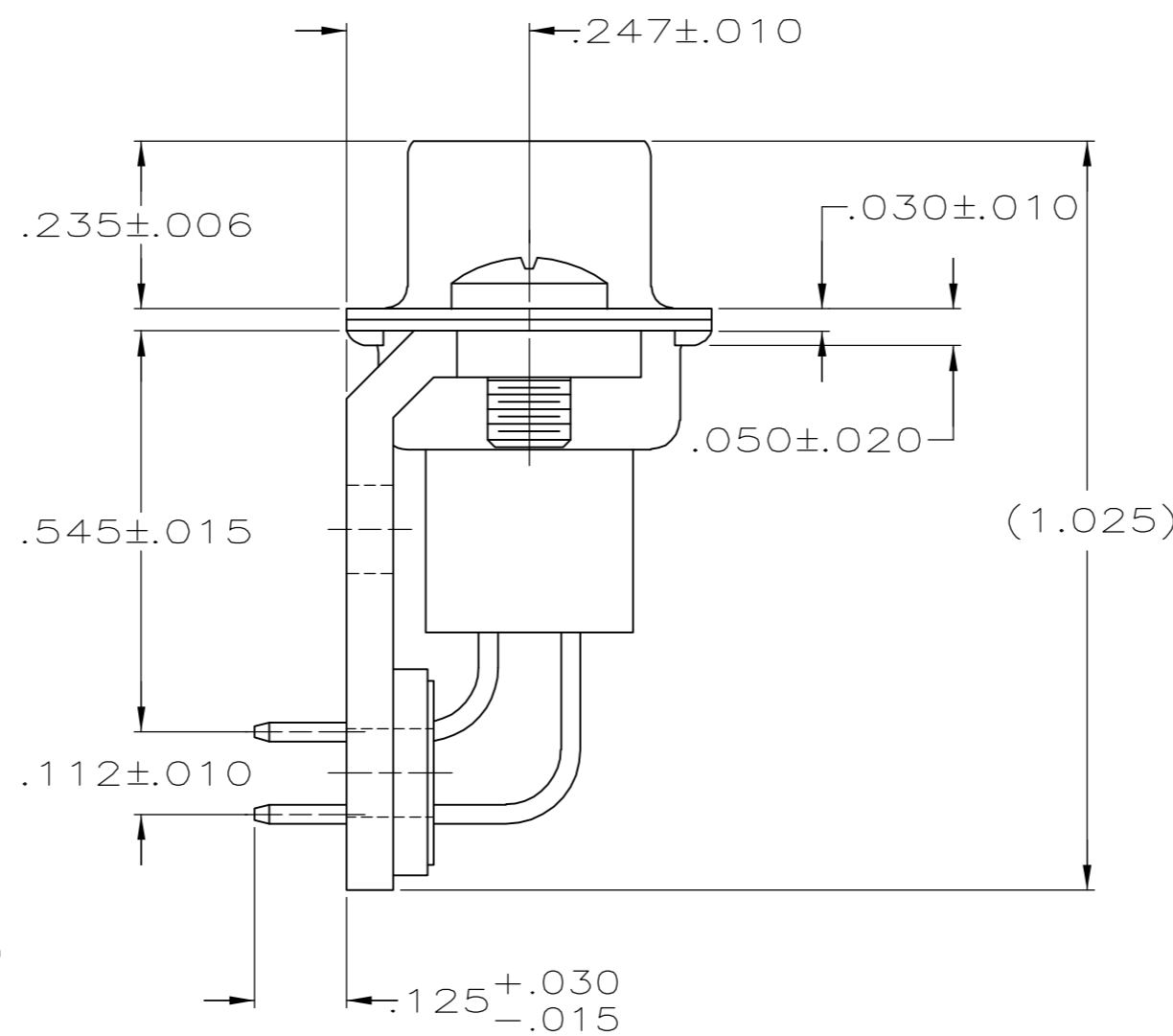
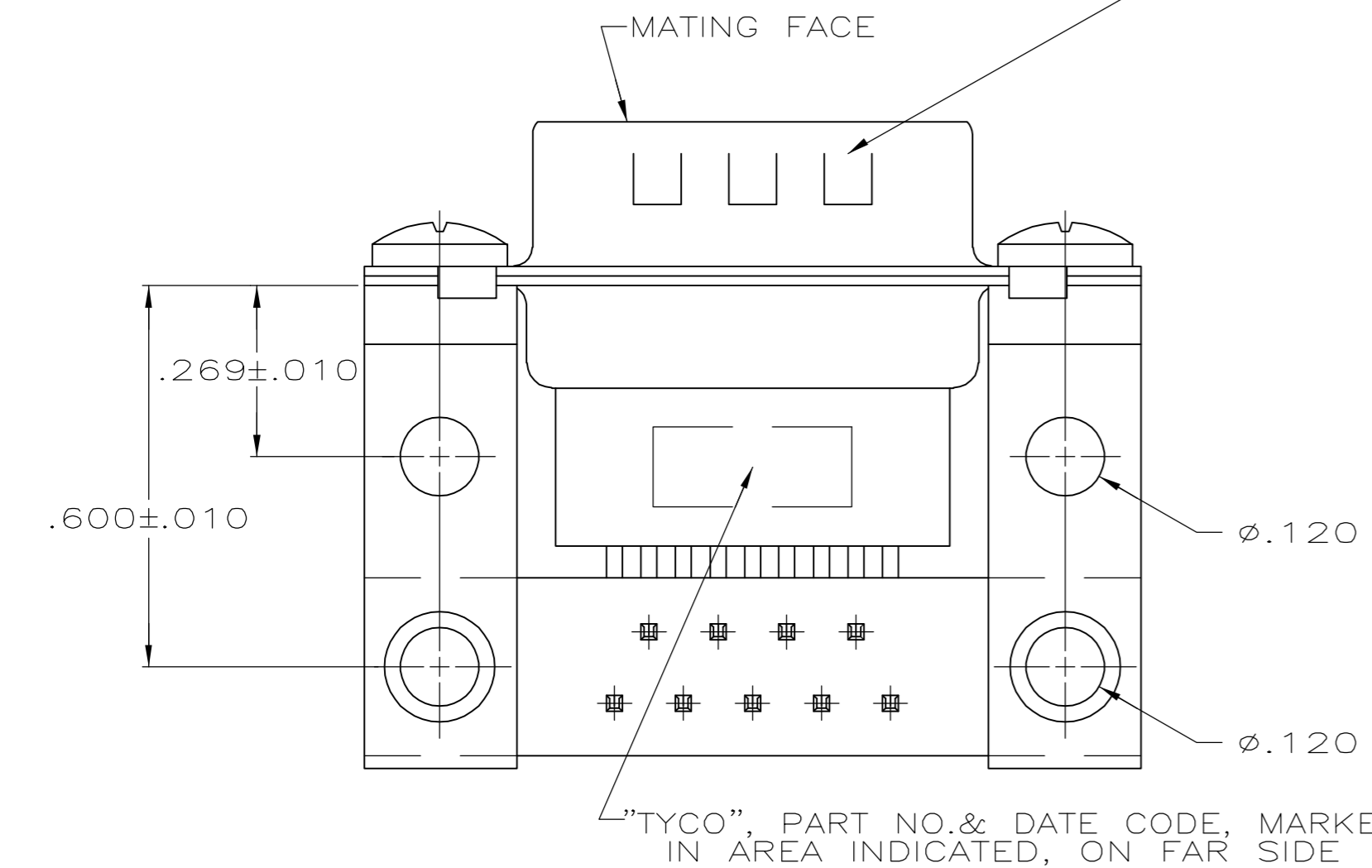


THIS DRAWING IS UNPUBLISHED. RELEASED FOR PUBLICATION
 © COPYRIGHT 2005 BY TYCO ELECTRONICS CORPORATION. ALL RIGHTS RESERVED.

LOC	DIST	REVISIONS			
P	LTR	DESCRIPTION	DATE	DWN	APVD
GP	00	A	REVISED PER ECO-06-028339	3/JAN/07	ZMREDB



- ⚠ MOLDED PARTS: GLASS FILLED NYLON, UL94V-0 RATED, COLOR BLACK.
- SHELLS & BRACKETS: CARBON STEEL.
- CONTACTS: BRASS
- ⚠ SHELLS: .000200 MIN TIN OVER .000100 MIN COPPER.
- BRACKETS: .000200 MIN TIN OVER .000050 MIN COPPER.
- CONTACTS: GOLD PLATING FOR A LENGTH OF .150 MIN FROM MATING END, .000030 MIN GOLD IN MATED AREA, .000100 MIN TIN ON OPPOSITE END, BOTH OVER .000050 MIN NICKEL.
- OR-
- GOLD FLASH OVER PALLADIUM NICKEL PLATED FOR A LENGTH OF .150 MIN FROM MATING END, .000030 MIN PALLADIUM NICKEL IN MATED AREA, .000100 MIN TIN ON OPPOSITE END, BOTH OVER .000050 MIN NICKEL.



P.C. BOARD MOUNTING DIMENSIONS

5745351-4
5745351-2
PART NUMBER

THIS DRAWING IS A CONTROLLED DOCUMENT.		DWN D. HENNY 8-24-05	Tyco Electronics Corporation Harrisburg, PA 17105-3608
DIMENSIONS: INCHES		CHK S. BOLASH 8-24-05	
TOLERANCES UNLESS OTHERWISE SPECIFIED:		APVD M. WALMSLEY 8-24-05	
0 PLC ± - 1 PLC ± - 2 PLC ± - 3 PLC ± .005 4 PLC ± - ANGLES ± 2°		NAME PLUG ASSY, SIZE 1, 9 POSITION, RIGHT ANGLE, .545 SERIES, .025 SQ POSTS, AMPLIMITE HDP	
MATERIAL 1		FINISH 2	PRODUCT SPEC 108-40025 APPLICATION SPEC 114-40013 WEIGHT - CUSTOMER DRAWING
		SIZE A2	CAGE CODE 00779 DRAWING NO C=5745351 RESTRICTED TO - SCALE 4:1 SHEET 1 OF 1 REV A