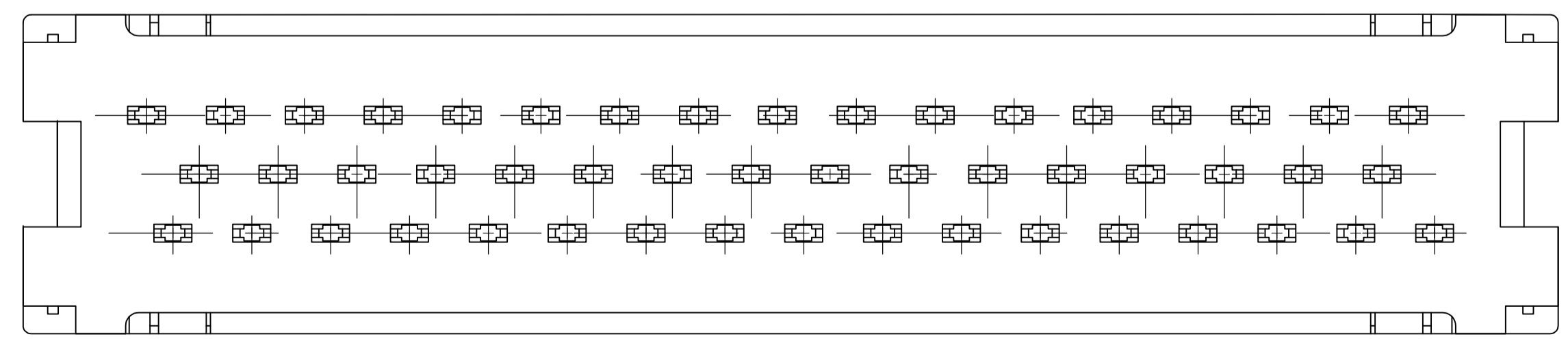
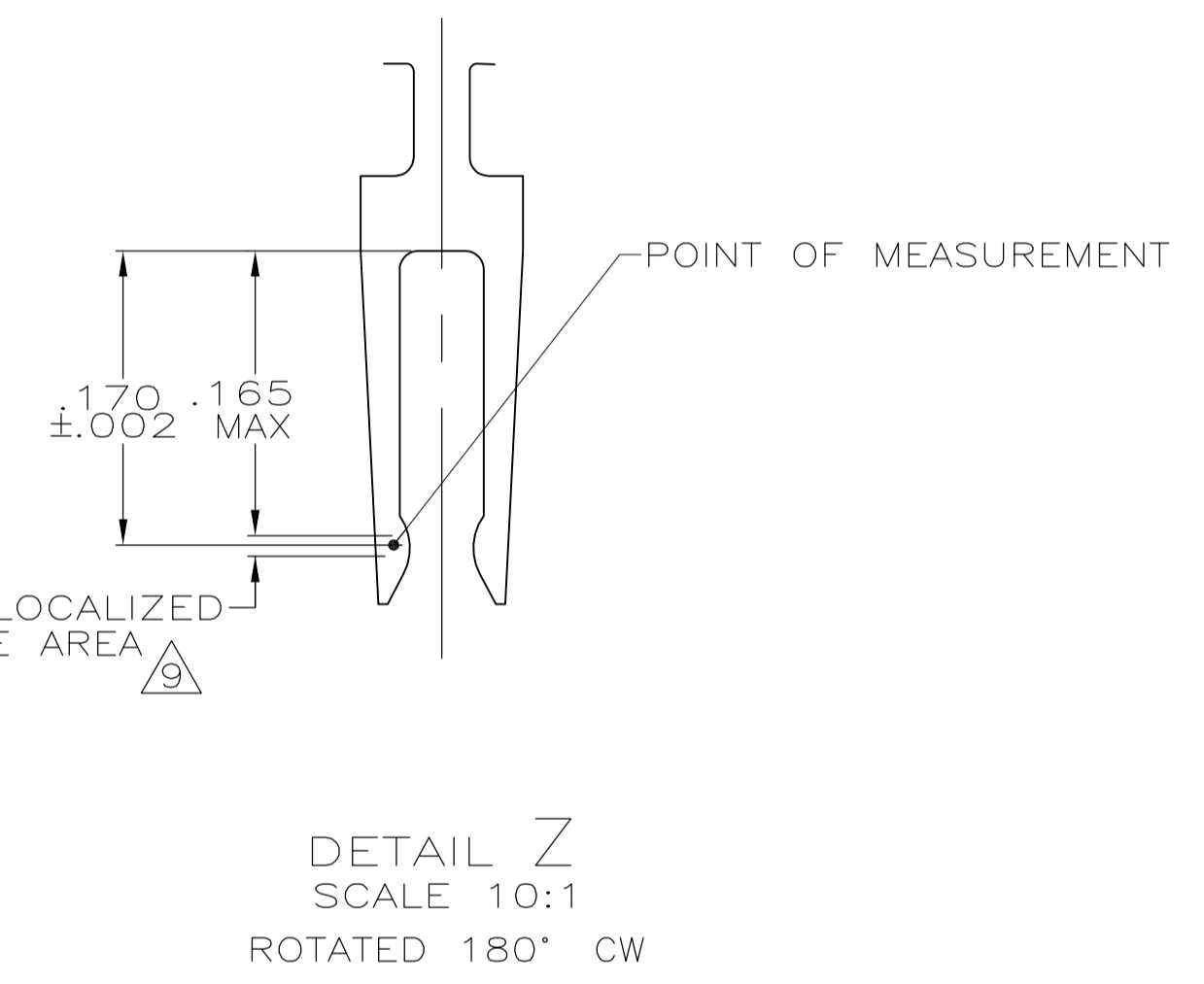
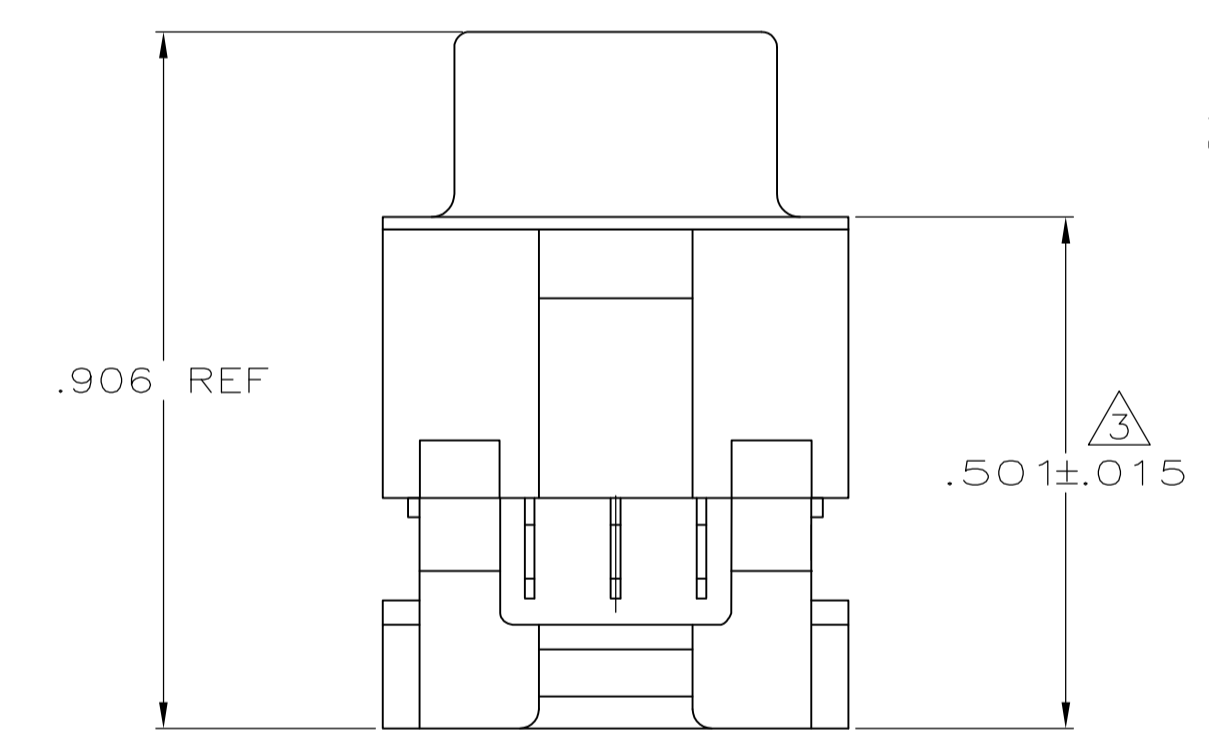
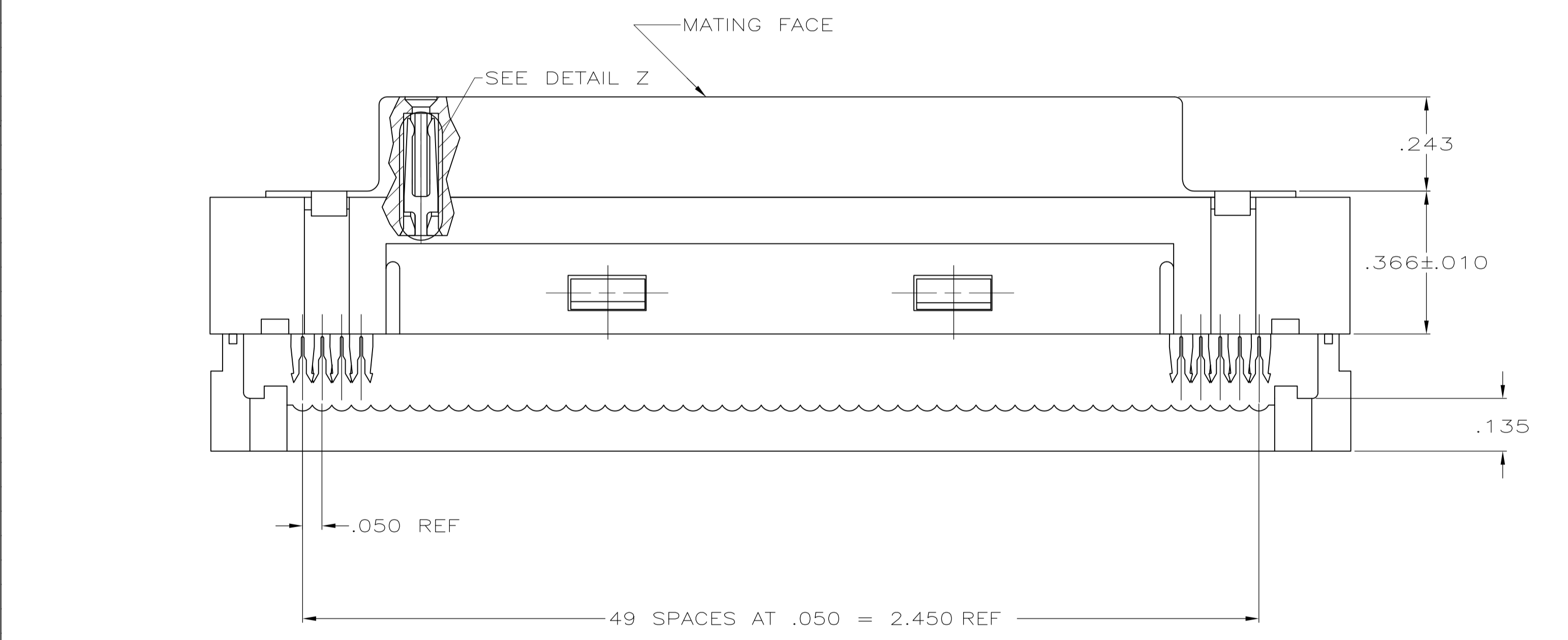


- CONNECTORS COMPLY WITH AMP SPEC 108-40012.
  - CONNECTOR DESIGNED FOR 28 AND 26 AWG STRANDED AND SOLID CONDUCTOR RIBBON CABLE ON .050  $\phi$ .
- △3 DIMENSION APPLIES TO TERMINATED CONNECTOR.  
 △4 MOLDED PARTS:FLAME RETARDANT 94V-0 RATED THERMOPLASTIC; COLOR:BLACK.  
 △5 SHELL: STEEL PER QQ-S-698.  
 △6 CONTACTS: PH BRZ PER QQ-B-750.  
 △7 GOLD PLATING PER MIL-G-45204, TIN PLATING PER MIL-T-10727,NICKEL PLATING PER QQ-N-290.  
 △8 SHELL: BRIGHT TIN PLATED.  
 △9 CONTACTS: PLATED .000030 GOLD IN LOCALIZED GOLD PLATE AREA,.000100 - .000200 MATTE TIN ON TERMINATION END,ALL OVER .000050 NICKEL ON ENTIRE CONTACT.  
 △10 THE MAX SCREW PENETRATION INTO THE CONNECTOR = .312.  
 △11 THREADED INSERTS: ZINC PLATED .000150-.000300 THICK, CLEAR CHROMATE COATED.



1658606-1  
PART NO

THIS DRAWING IS A CONTROLLED DOCUMENT.		DIN	L BAUM	6/12/03	Tyco Electronics Corporation Harrisburg, PA 17105-3608		
DIMENSIONS: INCHES		CHK	C ROHDE	6/12/03	NAME: RECPT ASSY, HDF, FRONT METAL SHELL LEAD-FREE, AMP-LATCH		
TOLERANCES UNLESS OTHERWISE SPECIFIED:		APVD	M WALMSLEY	6/12/03	PRODUCT SPEC		
0 PLC ± -		APPLICATION SPEC		SIZE		CAGE CODE	DRAWING NO
1 PLC ± -		RESTRICTED TO		A1		00779	1658606
2 PLC ± -		CUSTOMER DRAWING		SCALE		NTS	SHEET 1 OF 1
3 PLC ± .005				REV		B	
4 PLC ± -							
ANGLES ± -							
MATERIAL		FINISH					
△4		△5		△6		△7	
		△8		△9		△10	
				△11			