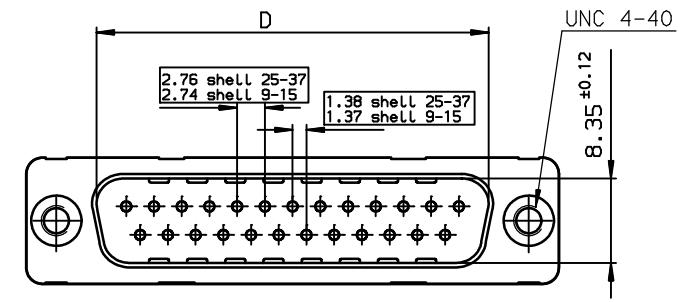
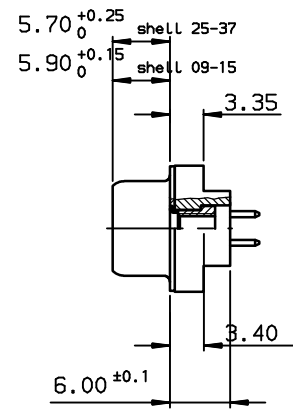
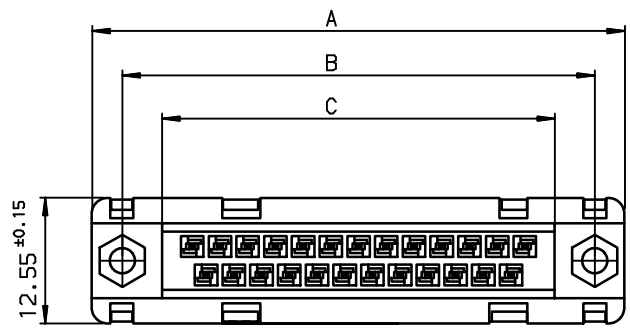


Copyright FCI.
FCI



TIN LEAD PART NUMBER

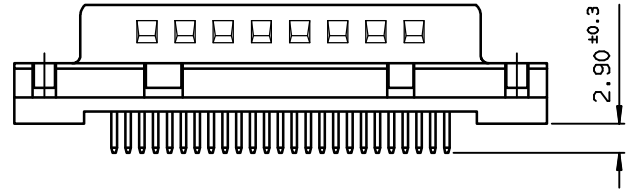
SHELL	A±0.38	B±0.12	C±0.10	D±0.25	E±0.07	PART NUMBER
09	30.81	24.99	16.96	16.79	10.96	D09P24A.PX00
15	39.14	33.32	25.18	25.12	19.18	D15P24A.PX00
25	53.03	47.04	39.12	38.84	33.12	D25P24A.PX00
37	69.32	63.50	55.68	55.30	49.68	D37P24A.PX00

Plating: 4 --> flash AU
Plating: 6 --> 0.76 μ AU

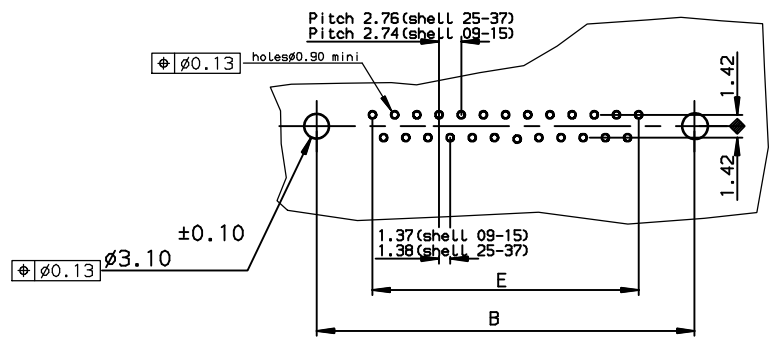
LEAD FREE PART NUMBER

SHELL	A±0.38	B±0.12	C±0.10	D±0.25	E±0.07	PART NUMBER
09	30.81	24.99	16.96	16.79	10.96	D09P24A.PX00LF
15	39.14	33.32	25.18	25.12	19.18	D15P24A.PX00LF
25	53.03	47.04	39.12	38.84	33.12	D25P24A.PX00LF
37	69.32	63.50	55.68	55.30	49.68	D37P24A.PX00LF

Plating: 4 --> flash AU
Plating: 6 --> 0.76 μ AU



PC card drilling dimensions (after plating)
(thickness 1.60±0.20mm)



GENERAL CHARACTERISTICS AND ROHS INFORMATIONS:
SEE DRAWING C01-8646-0000

European Views

www.fciconnect.com		surface ISO 1302 ✓	tolerance std ISO 406 ISO 1101	projection mm
		TOLERANCES UNLESS OTHERWISE SPECIFIED		size A3
Dr	LELEON	1992/09/10	0.x	±0.1
Eng	PESSON	1992/09/10	0.xx	±0.1
Chr	LEGARE	1992/09/10	0.xxx	±0.1
Appr	LEGARE	1992/09/10	Product family D-SUB Spec ref -	
title MALE CONNECTOR DELTA D ST		cat no		Rev. F
straight, solder type for		C01-8646-0097		CUSTOMER sheet 1 of 1

rev	ecn no	dr	date
C	-	JOU	1996/09/25
D	LS05-001	MPE	2005/03/10
E	LS05-0056	MPE	2005/06/27
F	LS06-0097	LGO	2006/07/29
-	-	-	-
-	-	-	-
-	-	-	-