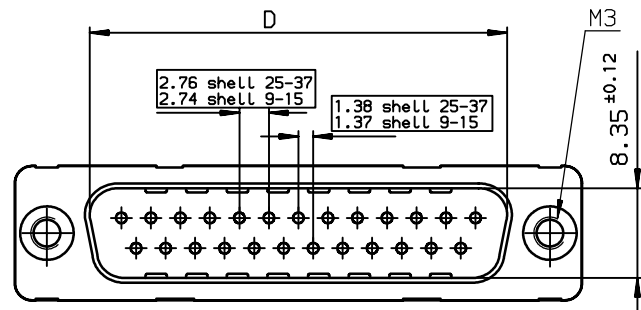
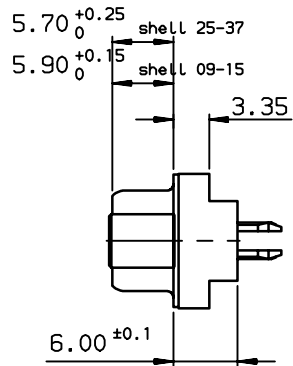
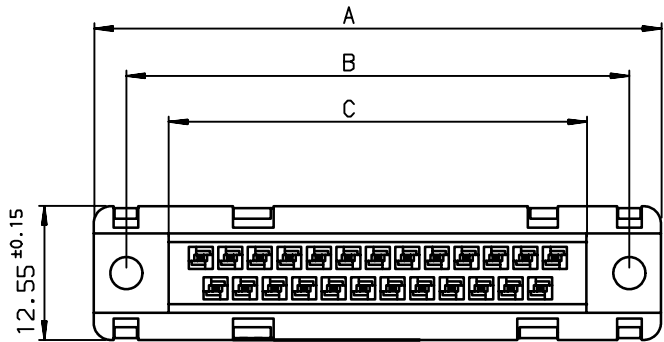
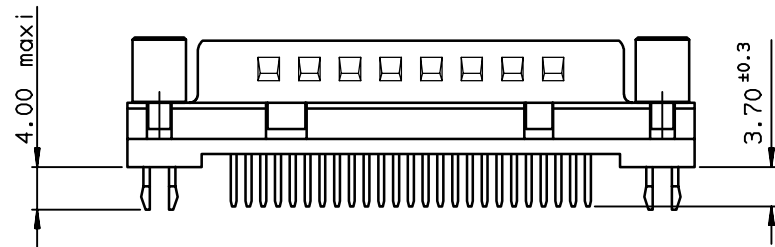


A



B



TIN LEAD PART NUMBER

SHELL	A±0.38	B±0.12	C±0.10	D±0.25	E±0.07	PART NUMBER
09	30.81	24.99	16.96	16.79	10.96	D09P24B.G100
15	39.14	33.32	25.18	25.12	19.18	D15P24B.G100
25	53.03	47.04	39.12	38.84	33.12	D25P24B.G100
37	69.32	63.50	55.68	55.30	49.68	D37P24B.G100

Protection: 4 --> flash AU
6 --> 0.76µ AU

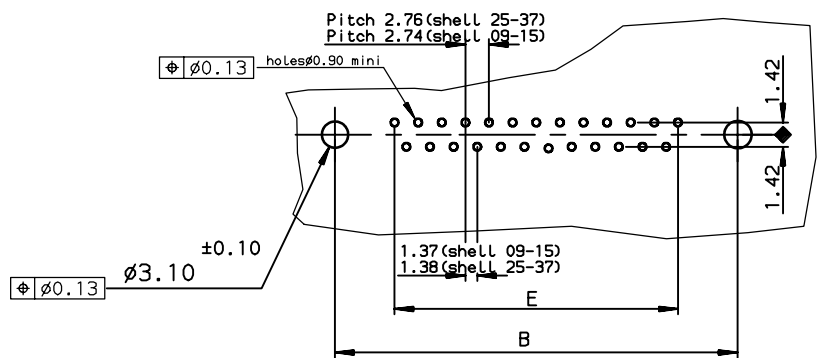
LEAD FREE PART NUMBER

SHELL	A±0.38	B±0.12	C±0.10	D±0.25	E±0.07	PART NUMBER
09	30.81	24.99	16.96	16.79	10.96	D09P24B.G100LF
15	39.14	33.32	25.18	25.12	19.18	D15P24B.G100LF
25	53.03	47.04	39.12	38.84	33.12	D25P24B.G100LF
37	69.32	63.50	55.68	55.30	49.68	D37P24B.G100LF

Protection: 4 --> flash AU
6 --> 0.76µ AU

C

PC card drilling dimensions (after plating)
(thickness 2.40±0.20mm)



GENERAL CHARACTERISTICS AND ROHS INFORMATIONS:
SEE DRAWING C01-8646-0002

European Views

www.fciconnect.com		surface ISO 1302 ✓	tolerance std ISO 406 ISO 1101	projection mm	size A3	Scale 2
TOLERANCES UNLESS OTHERWISE SPECIFIED						
Dr	MASSON	2000/08/01	ANGULAR	0.X ± 0.1	ECN LS06-0097	Spec ref -
Eng	PESSON	2000/08/01	LINEAR	0.XX ± 0.1		
Chr	LEGARE	2000/08/01	0.XX' ± 2'	0.XXX ± 0.1		
Appr	LEGARE	2000/08/01	Product family		D-SUB	
FCI		MALE CONNECTOR DELTA D ST			Rev. D	
catalog no		straight, solder type for			dwg no C01-8646-0722	
-		-			CUSTOMER sheet 1 of 1	

rev	ecn no	dr	date
A	-	MAS	2000/08/01
B	LS05-001	MPE	2005/03/14
C	LS05-0056	MPE	2005/06/30
D	LS06-0097	LGO	2006/07/28
-	-	-	-
-	-	-	-
-	-	-	-



Copyright FCI.