

Copyright FCI.



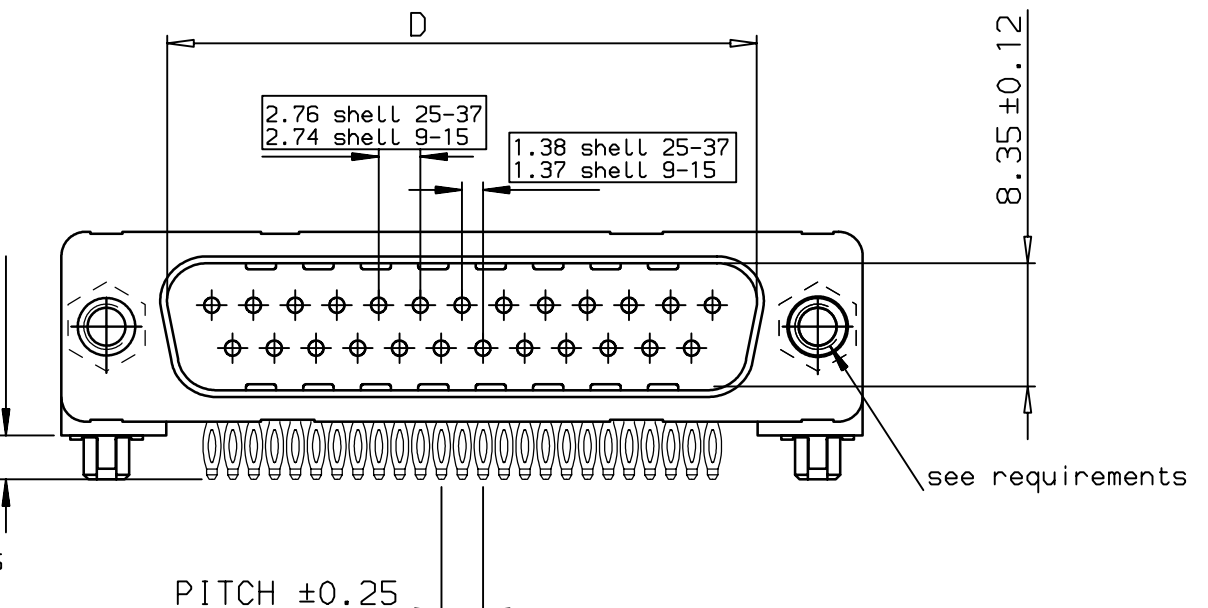
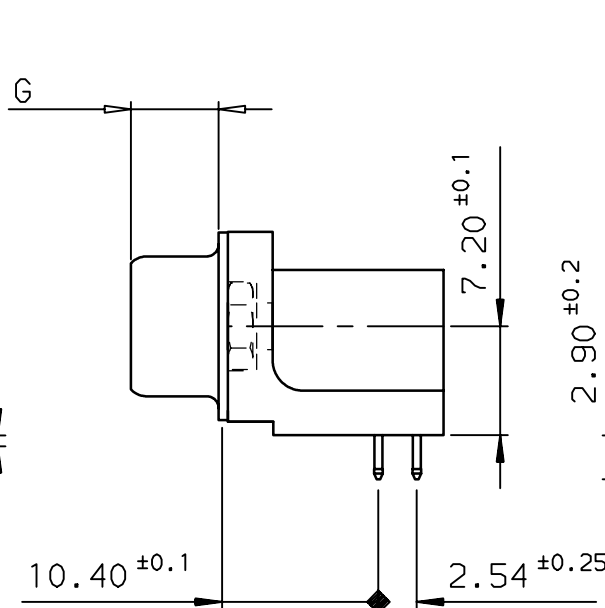
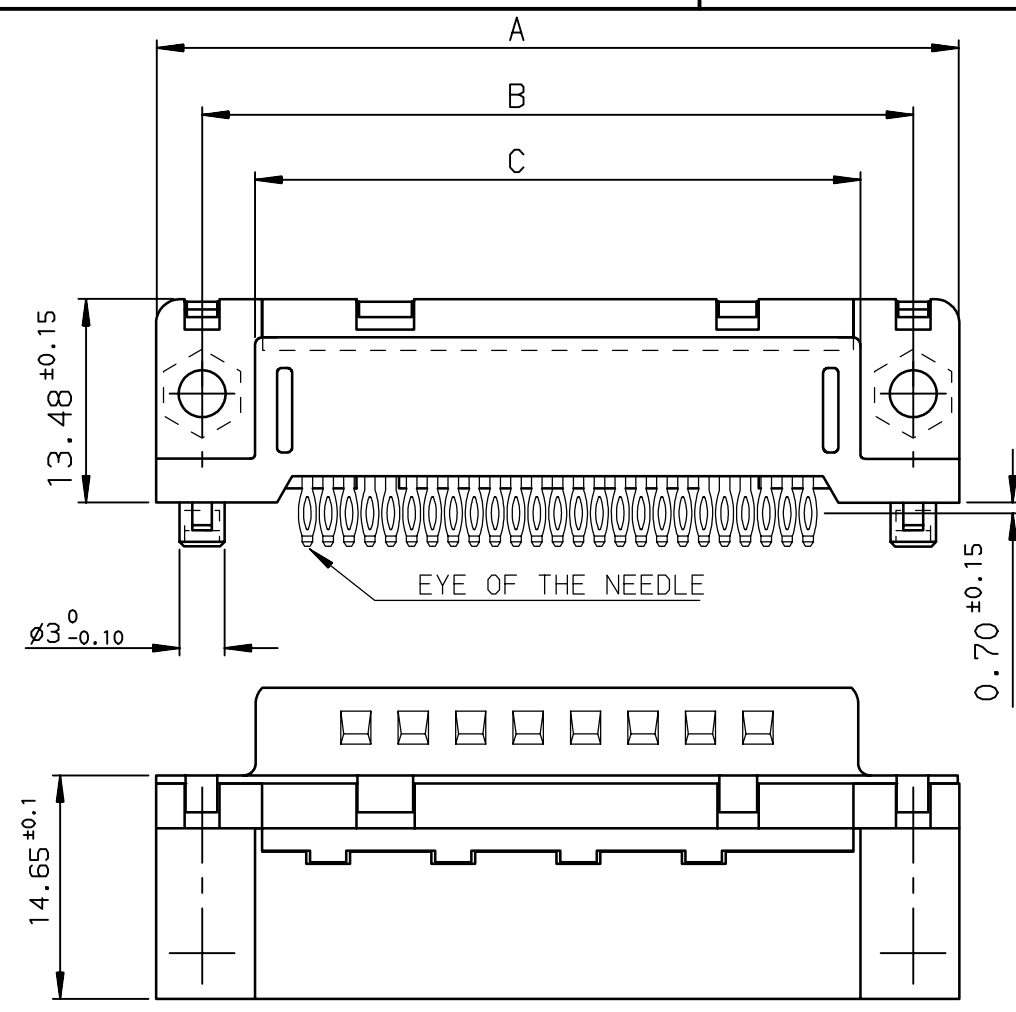
A

B

C

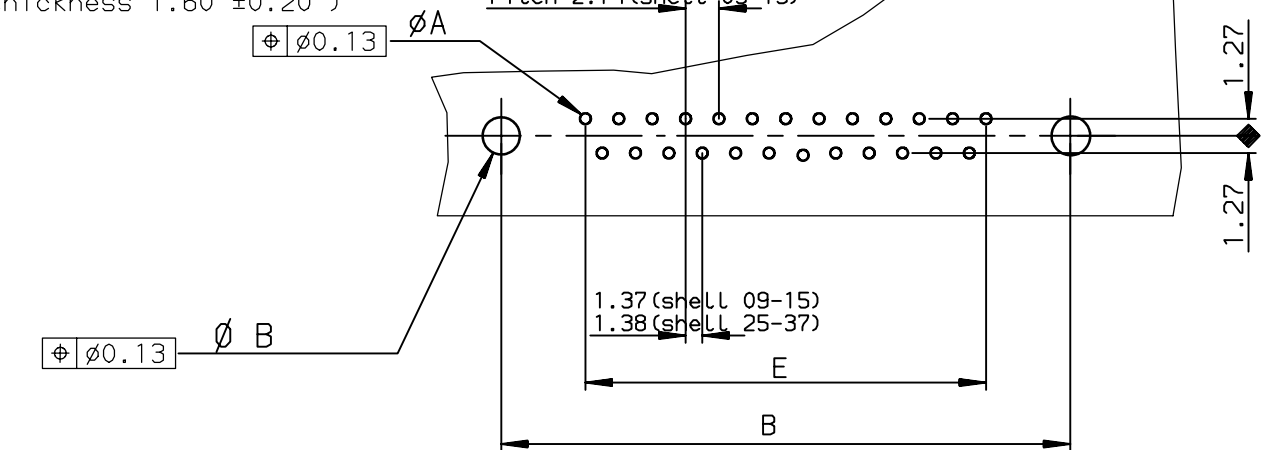
D

view shown without plastic pin and grounding



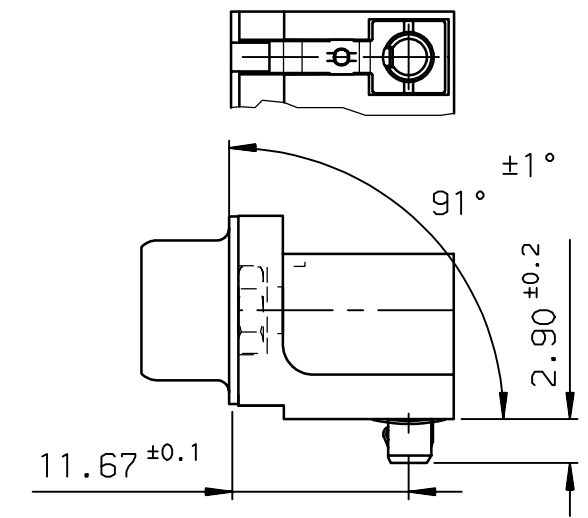
PC card drilling dimensions(after plating)

(thickness 1.60 ±0.20)






SHELL	A±0.38	B±0.12	C±0.10	D +0.25	E±0.07	G	TIN LEAD P/N	TIN LEAD P/N	LEAD FREE P/N	LEAD FREE P/N
09	30.81	24.99	18.00	16.79	10.96	5.90 +0.15	D09P81C4GL00	D09P81C6GL00	D09P81C4GL00LF	D09P81C6GL00LF
15	39.14	33.32	26.32	25.12	19.18	5.90 +0.15	D15P81C4GL00	D15P81C6GL00	D15P81C4GL00LF	D15P81C6GL00LF
25	53.03	47.04	40.04	38.84	33.12	5.70 +0.25	D25P81C4GL00	D25P81C6GL00	D25P81C4GL00LF	D25P81C6GL00LF
37	69.32	63.50	56.50	55.30	49.68	5.70 +0.25	D37P81C4GL00	D37P81C6GL00	D37P81C4GL00LF	D37P81C6GL00LF
							Gold flash	0,76 µ gold	Gold flash	0,76 µ gold

Detail of grounding strip



GENERAL CHARACTERISTICS AND ROHS INFORMATIONS:
SEE DRAWING C01-8646-0001

rev	ecn no	dr	date
C	-	MAS	1999/07/23
D	LS05-004	LMA	2005/01/21
E	LS06-0097	LGO	2006/07/28
F	LS06-0140	LGO	2006/09/22
-	-	-	-
-	-	-	-
-	-	-	-

www.fciconnect.com			surface ISO 1302		tolerance std ISO 406 ISO 1101		projection 		mm 	
			TOLERANCES UNLESS OTHERWISE SPECIFIED							
Dr	PESSON	1996/12/06	ANGULAR	LINEAR	0.X	±0.1	size A3	Scale 2		
Eng	PESSON	1996/12/06			0.XX	±0.1				
Chr	—	—			0.XX' ±2°	0.XXX				
Appr	LEGARE	1996/12/06	Product family				D-SUB	Spec ref -		
			title MALE CONNECTOR DELTA D EUROPE RIGHT ANGLED PRESS-FIT				dwg no C01-8646-0521	Rev. F		
			catalog no		—		CUSTOMER		sheet 1 of 1	