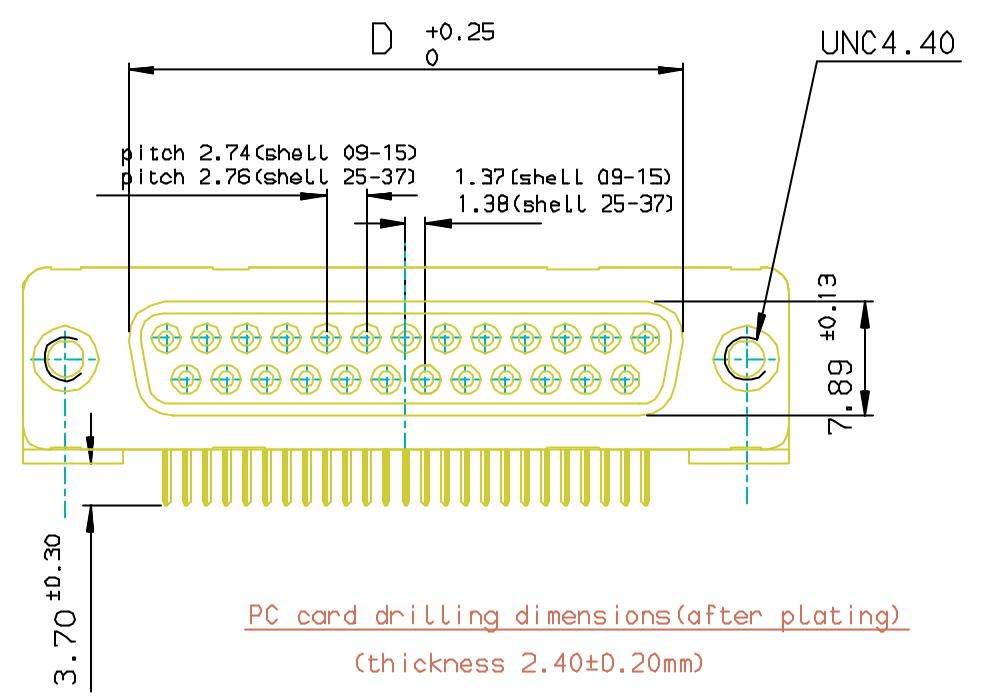
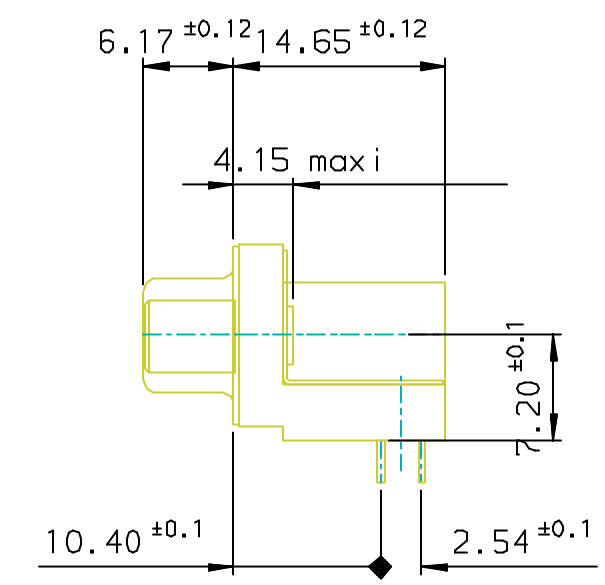
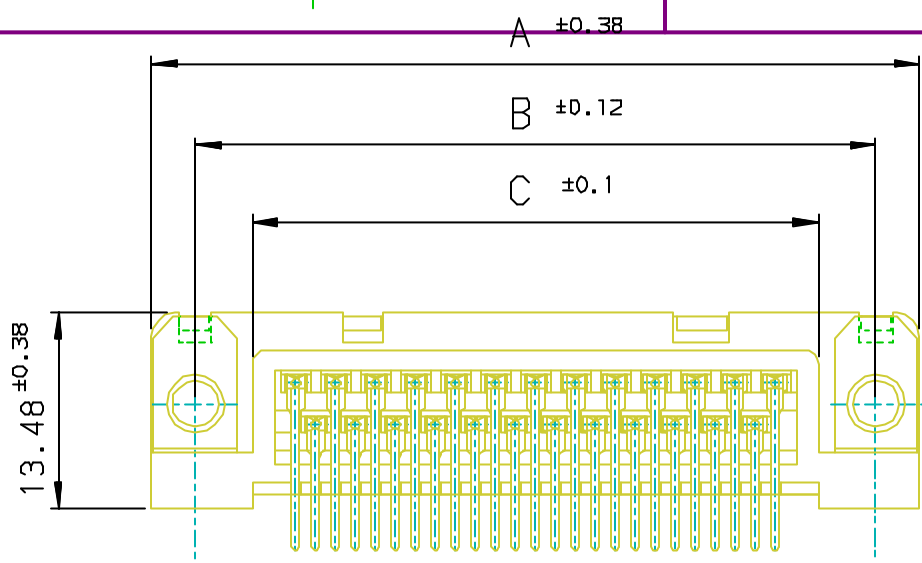
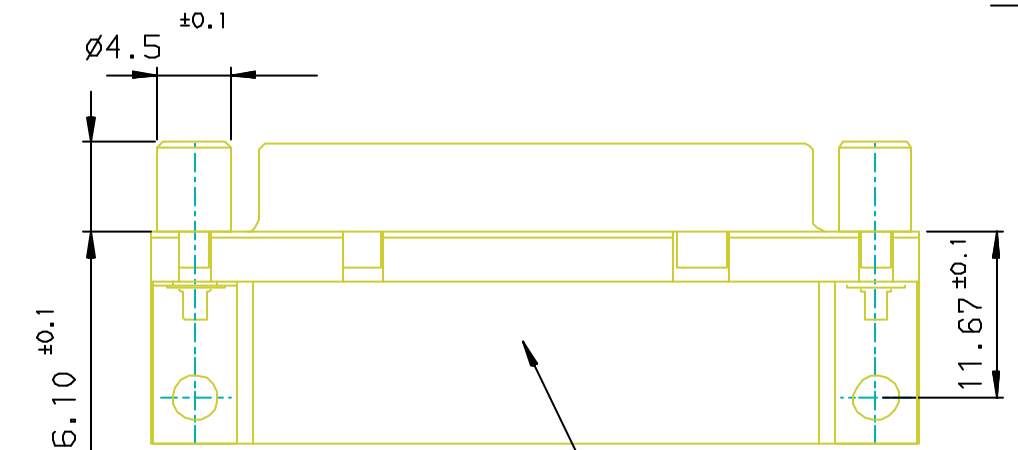




Copyright FCI.



PC card drilling dimensions (after plating)
(thickness 2.40 ± 0.20mm)

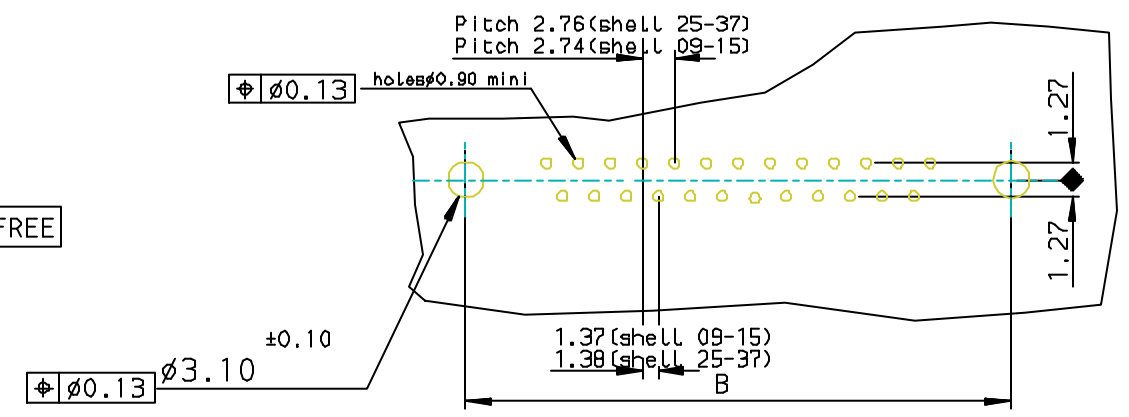


Part Number & Date Code Printing

SHELL	A±0.38	B±0.12	C±0.10	D±0.25	PART NUMBER
09	30.81	24.99	16.96	16.21	D09S13B*UV00**
15	39.14	33.32	25.18	24.54	D15S13B*UV00**
25	53.03	47.04	39.12	38.25	D25S13B*UV00**
37	69.32	63.50	55.68	54.71	D37S13B*UV00**

LF FOR LEAD FREE

Plating: 4 --> flash AU
Plating: 6 --> 0.76µ AU



SEE TABLE

REQUIREMENTS

Technical characteristics:
 Shell: steel tin/Zinc Cr3 plated
 Insulators: self-extinguishing thermoplastic, UL class 94V0
 Contacts size 20: phosphor bronze, gold on mating end, bright tin on termination end over nickel on entire contact
 Cycles: 500 mini for plating 6
 : 200 mini for plating 4
 screwlock: brass, tin/Zinc Cr3 plated
 Metal plate for electrical continuity: brass, tin/Zinc Cr3 plated

Electrical characteristics:
 max. current rating: 5A
 Test voltage: 1000V
 Rated voltage: 300V
 Contact resistance: <15ma
 Shell resistance: <5ma
 Insulation resistance: >5000Ma

Climatic characteristics:
 Operating temperature range: -55°C +125°C

Dimensions:
 In accordance with MIL-C-24308
 Inches are in parenthesis

FOR ROHS DETAILS REFER DWG.NO: C01-8646-0000

European Views

rev	ecn no	dr	date
C	105-0124	JS	2005/07/27
D	106-0074	SK	2006/06/08
-	-	-	-
-	-	-	-
-	-	-	-
-	-	-	-

www.fciconnect.com		surface ISO 1302 ✓	tolerance std ISO 406 ISO 1101	projection mm
TOLERANCES UNLESS OTHERWISE SPECIFIED				
Dr	JOHN SLEEBA	1996/09/18	ANGULAR	0.X ±0.1
Eng	GEORGE VJ	1996/09/18	LINEAR	0.XX ±0.1
Chr	GEORGE VJ	2005/07/27	0.XX* ±1*	0.XXX ±0.1
Appr	KVSD	2005/07/27	Product family	D-SUB
FCI		title SOCKET CONNECT.DELTA D RIGHT ANGLED WITH SCREWLOCK,METAL BRACKET.		Rev. d
catalog no		DELTA-D		spec no C01-8646-0300
		CUSTOMER		sheet 1 of 1