

A

B

C

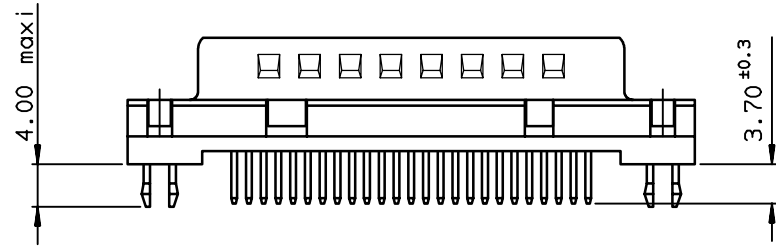
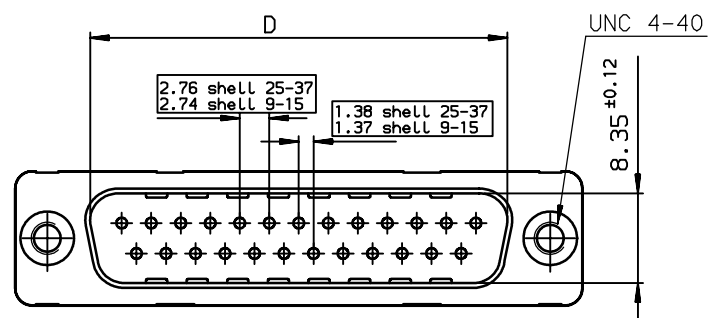
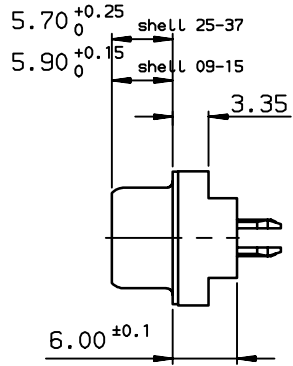
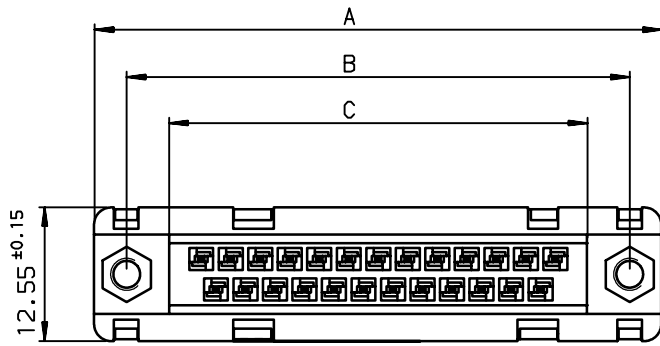
D

A

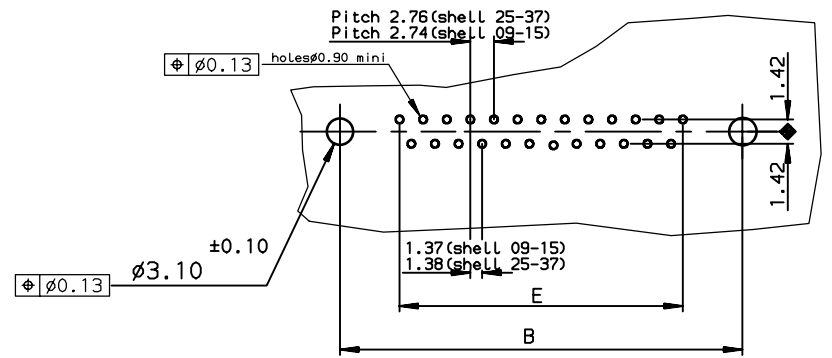
B

C

D



PC card drilling dimensions(after plating)  
(thickness 1.,60±0.20mm)



TIN LEAD PART NUMBER

SHELL	A±0.38	B±0.12	C±0.10	D±0.25	E±0.07	PART NUMBER
09	30.81	24.99	16.96	16.79	10.96	D09P24B.GX00
15	39.14	33.32	25.18	25.12	19.18	D15P24B.GX00
25	53.03	47.04	39.12	38.84	33.12	D25P24B.GX00
37	69.32	63.50	55.68	55.30	49.68	D37P24B.GX00

Protection: 4 --> flash AU  
6 --> 0.76µ AU

LEAD FREE PART NUMBER

SHELL	A±0.38	B±0.12	C±0.10	D±0.25	E±0.07	PART NUMBER
09	30.81	24.99	16.96	16.79	10.96	D09P24B.GX00LF
15	39.14	33.32	25.18	25.12	19.18	D15P24B.GX00LF
25	53.03	47.04	39.12	38.84	33.12	D25P24B.GX00LF
37	69.32	63.50	55.68	55.30	49.68	D37P24B.GX00LF

Protection: 4 --> flash AU  
6 --> 0.76µ AU

GENERAL CHARACTERISTICS AND ROHS INFORMATIONS:  
SEE DRAWING C01-8646-0000

European Views

www.fciconnect.com		surface ISO 1302 ✓	tolerance std ISO 406 ISO 1101	projection mm
TOLERANCES UNLESS OTHERWISE SPECIFIED				
Dr	JOUBERT	1996/09/10	0.X ±0.1	size A3
Eng	PESSON	1996/09/10	0.XX ±0.1	Scale 2
Chr	LEGARE	1996/09/10	0.XX' ±2'	ECN LS06-0097
Appr	LEGARE	1996/09/10	0.XXX ±0.1	Spec ref -
Product family			D-SUB	
		<b>MALE CONNECTOR DELTA D ST</b> straight,solder type for		dwg no <b>C01-8646-0489</b>
catalog no		CUSTOMER		sheet 1 of 1

rev	ecn no	dr	date
A	-	JOU	1996/09/10
B	LS05-001	MPE	2005/03/14
C	LS05-0056	MPE	2005/06/28
D	LS06-0097	LGO	2006/07/28
-	-	-	-
-	-	-	-
-	-	-	-



Copyright FCI.