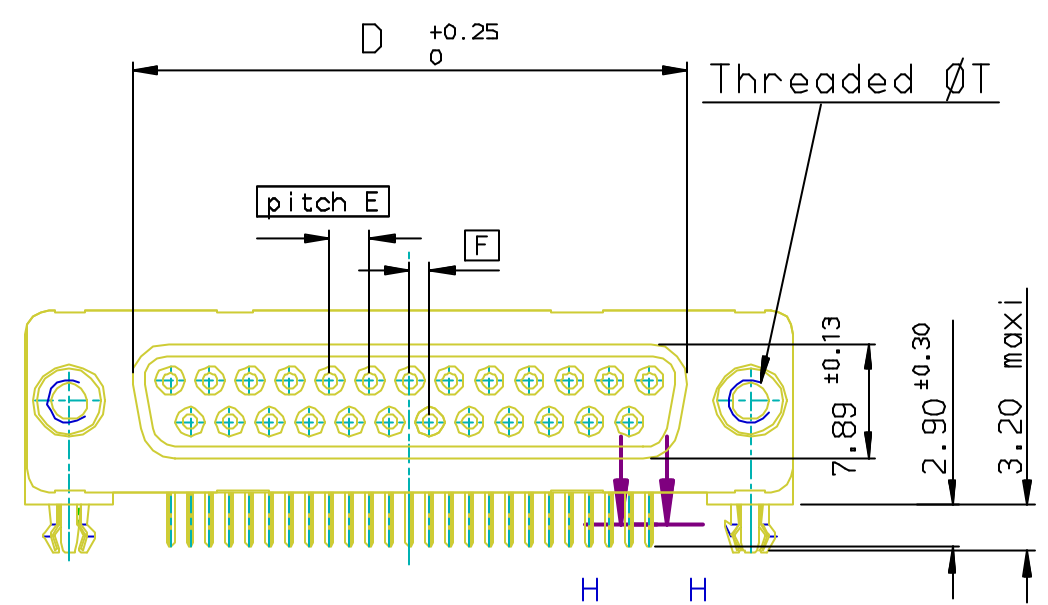
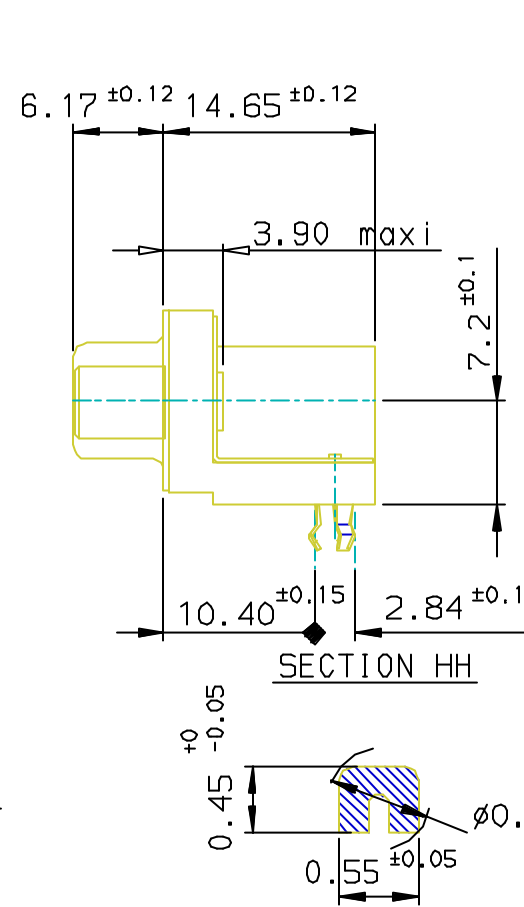
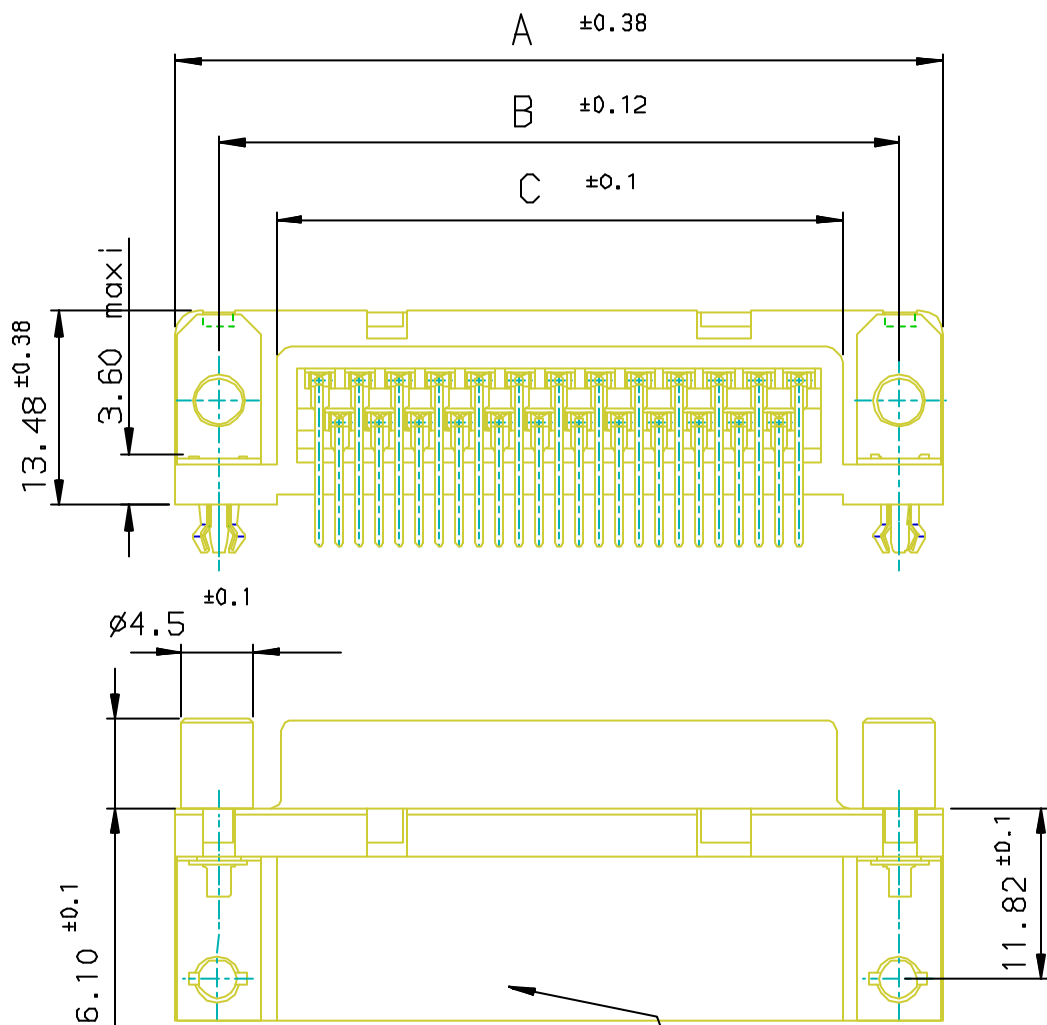
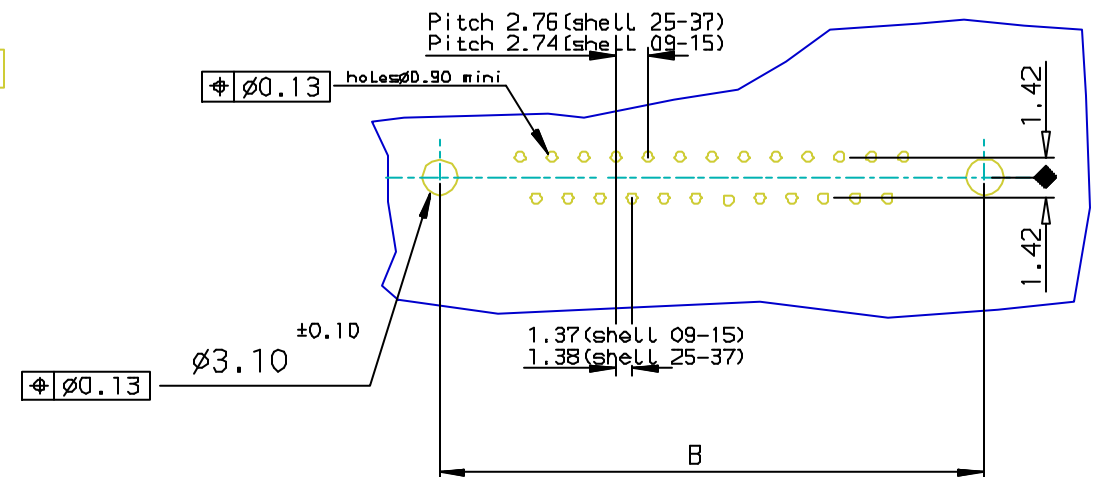




Copyright FCI.



PC card drilling dimensions (after plating)
(thickness 1.60±0.20mm)



Part Number & Date Code Printing

SHELL	A±0.38	B±0.12	C±0.10	D±0.25	G±0.25	Plating:0.76µ AU	Plating:Flash AU
09	30.81	24.99	16.96	16.21	5.90	D09S23A6G*00**	D09S23A4G*00**
15	39.14	33.32	25.18	24.54	5.90	D15S23A6G*00**	D15S23A4G*00**
25	53.03	47.04	39.12	38.25	5.70	D25S23A6G*00**	D25S23A4G*00**
37	69.32	63.50	55.68	54.71	5.70	D37S23A6G*00**	D37S23A4G*00**

REQUIREMENTS

Technical characteristics:

Shell: steel tin/Zinc Cr3 plated
 Insulators: self-extinguishing black polyster, UL Class 94V0
 Contacts size 20: phosphor bronze, gold on mating end, bright tin on termination end over nickel on entire contact
 Cycles :500 for protection 6
 :200 for protection 4

Harpoons: phosphor bronze, tin plated
 Metal plate for electrical continuity: brass, tin/Zinc Cr3 plated
 Female screw: brass, tin/Zinc Cr3 plated torque: 0.5N/m

Electrical characteristics:

max. current rating: 5A
 Test voltage: 1000V
 Rated voltage: 300V
 Contact resistance: <15mΩ
 Shell resistance: <5mΩ
 Insulation resistance: >5000MΩ

Climatic characteristics:

Operating temperature range: -55°C +125°C

Dimensions:

in accordance with MIL-C-24308

LF FOR LEAD FREE

Threaded ØT M3 = I
 Threaded ØT 4.40 = V

FOR ROHS DETAILS REFER DWG. NO: C01-8646-0000

European Views

rev	ecn no	dr	date
B	105-0124	JS	2005/07/27
C	106-0074	SK	2006/06/08
-	-	-	-
-	-	-	-
-	-	-	-
-	-	-	-

www.fciconnect.com		surface ISO 1302 ✓	tolerance std ISO 406 ISO 1101	projection mm
TOLERANCES UNLESS OTHERWISE SPECIFIED				
Dr	JOHN SLEEBA	2000/12/21	ANGULAR	0.X ±0.1
Eng	GEORGE VJ	2000/12/21	LINEAR	0.XX ±0.1
Chr	GEORGE VJ	2005/07/27	0.XX* ±1*	0.XXX ±0.1
Appr	KVSD	2005/07/27	Product family	D-SUB
FCI		title SOCKET CNRS DELTA D with female screw, harpoon, metal bracket		Rev. C
catalog no		DELTA-D		sheet 1 of 1
dwg no		C01-8646-0755		CUSTOMER

REV F - 2006-04-17