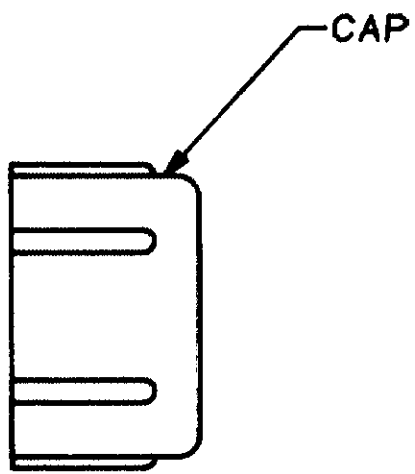
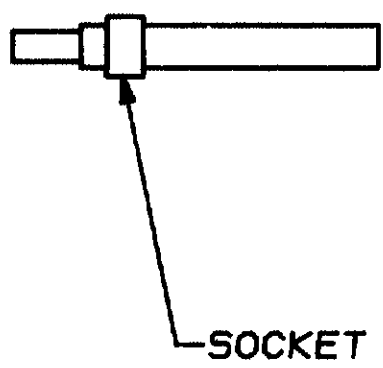
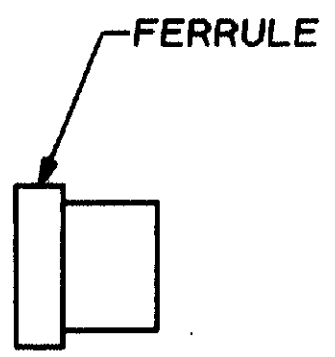
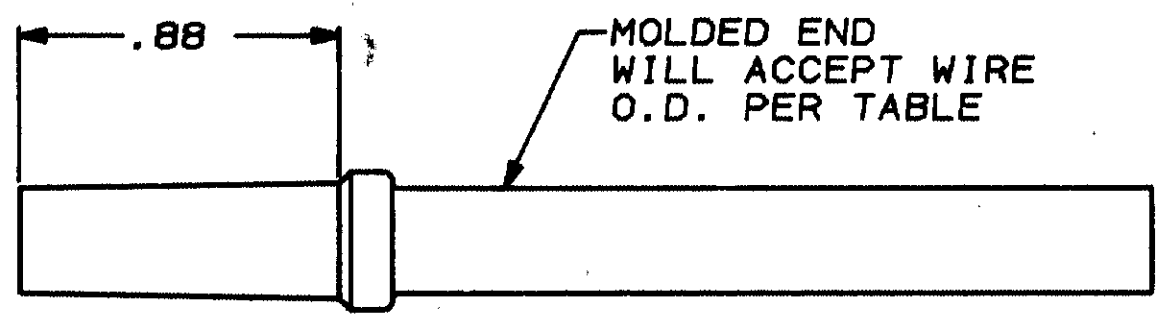


THIS DRAWING IS UNPUBLISHED. RELEASED FOR PUBLICATION , 19

© COPYRIGHT 19 BY AMP INCORPORATED. ALL INTERNATIONAL RIGHTS RESERVED.

4092	LOC DF	DIST 50	P	F	REVISIONS				
					ZONE	LTR	DESCRIPTION	DATE	APPD
			✓	✓		D	REDWN & ADDED -4 W.O.B-058F CT	3-88	M-D



.180	862128-4
.122	862128-3
.200	862128-2
.155	862128-1
WIRE O.D.	PART NO

1. WIRE IS CUSTOMER SUPPLIED.
2. QUANTITY OF EACH ITEM IS ONE PER KIT.

DO NOT SCALE PRINT. DIMENSIONS SPECIFIED DIMENSIONS IN INCHES TOLERANCES ON: 3 PLC DEC * .02 2 PLC DEC * - ANGLES * -	DESIGNED <i>R. F. Jones</i> 2-7-88 DRAWN <i>M. J. Anderson</i> 9-2-88 APPD <i>M. J. Anderson</i> 9-9-88	<b>AMP</b>   AMP INCORPORATED Harrisburg, Pa. 17105	
	MATERIAL -	PRODUCT SPEC -	NAME <b>KIT, LGH-1</b>
	FINISH -	APPLICATION SPEC -	
	WEIGHT -	SIZE <b>B</b> FSCH NO 00779 SCALE 2:1    DRAWING NO 862128 SHEET 1 OF 1	