

W2E143 Series

Tubeaxial

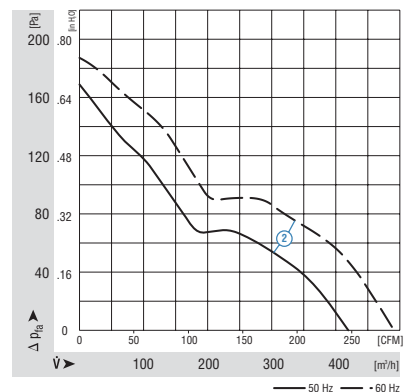
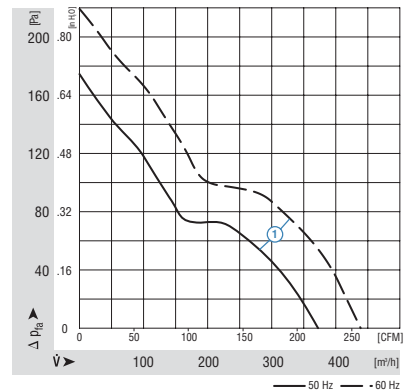
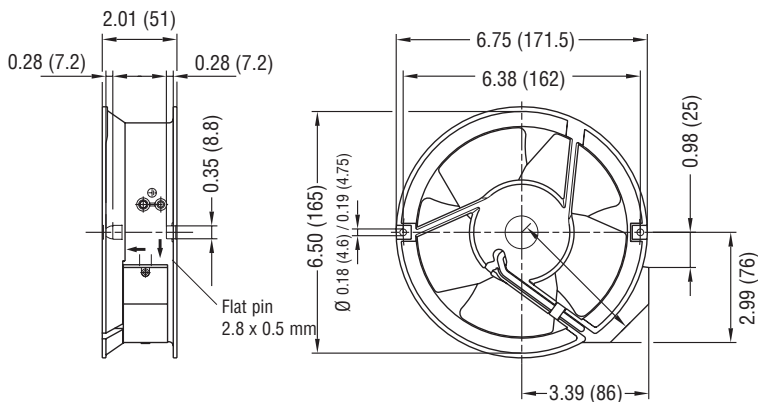
Ø 172x51mm



- AC fans with PSC motor.
- Die-cast aluminum housing. Impeller of sheet-steel, directly welded onto rotor.
- Air exhaust over struts. Rotational direction CCW looking at rotor.
- Mounting from either face using two 4.6 mm holes.
- Electrical connection via 2 flat pin terminals 2.8 x 0.5 mm.
- Mounting from either face using 2 4.6 mm (.187") holes.
- UL, CSA, VDE approvals on some models, please contact application engineering.

Part Number	Curve	CFM @ 0	VAC	Hertz	Power (W)	dBA	Max. Amb. Temp C	Bearing Type	Features	Wgt. (lbs)
W2E143-AA15-01	1	258.9	115	60*	26	60	70	Ball	Terminals	2.20
W2E143-AA09-01	1	258.9	230	60*	26	60	70	Ball	Terminals	2.20
W2E143-AB15-01	2	294.2	115	60*	29	58	75	Ball	Terminals	2.20
W2E143-AB09-01	2	294.2	230	60*	29	58	75	Ball	Terminals	2.20

* 50 Hz data available upon request



ebmpapst

e-mail: sales@us.ebmpapst.com · TEL: 860-674-1515 · FAX: 860-674-8536

ebm-papst Inc., 100 Hyde Road, Farmington, CT 06034 USA

ebm-papst Inc., 2006 © ebm-papst Inc. reserves the right to change any specifications or data without notice