

BRUSHLESS DC FANS

F310RF

■ FEATURES

- Low noise, 17 dB (A)
- Light weight (approx. 8 g)

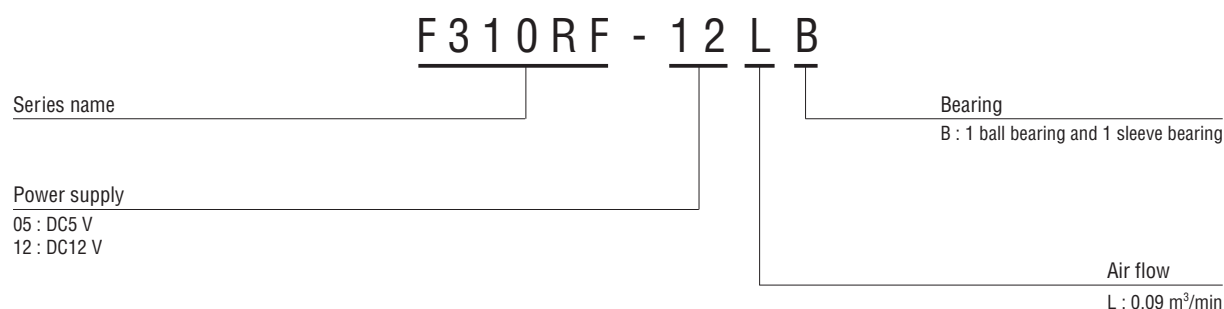
■ STRUCTURE

- Frame and impeller
Modified PPO resin and ABS/PBT alloy
- Bearing
1 ball bearing and 1 sleeve bearing

RoHS compliant



■ PART NUMBER DESIGNATION



■ LIST OF PART NUMBERS

Power supply	Part number
DC5 V	F310RF-05LB
DC12 V	F310RF-12LB

※ : Verify the above part numbers when placing orders.

F310RF

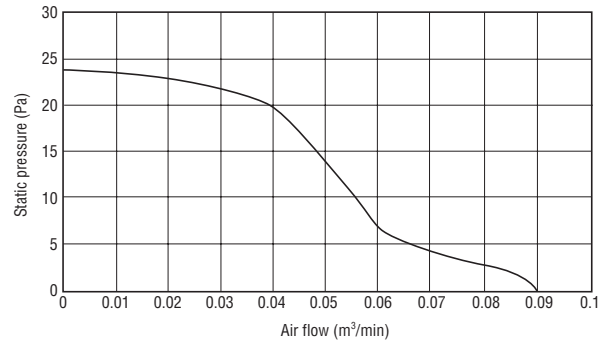
BRUSHLESS DC FANS

STANDARD SPECIFICATIONS

Item	F310RF-05LB	F310RF-12LB
Rated voltage	DC5 V	DC12 V
Voltage range	4.5 ~ 5.7 V	10.2 ~ 13.8 V
Rated current	0.07 A	0.04 A
Rotating speed	7000 min ⁻¹	
Air flow	0.09 m ³ /min	
Static pressure	23 Pa	
Noise	17 dB (A)	
Net weight	Approx. 8 g	

※ : Figures in the table are typical values under rated operating condition.

AIR FLOW PERFORMANCE CURVES



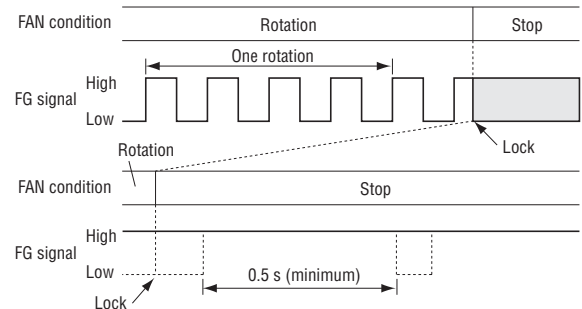
FG SIGNAL CHARACTERISTICS

Item	Specification
Output circuit	Open collector
Maximum output voltage	15 V
Maximum sink current	5 mA
Output saturation voltage (at Low)	Vsat : Maximum 0.4 V
Output (rotate)	4 pulses / rotation
Output (lock)	High or High/Low intermittent motion ※
Time a High Signal (lock)	0.5 s minimum

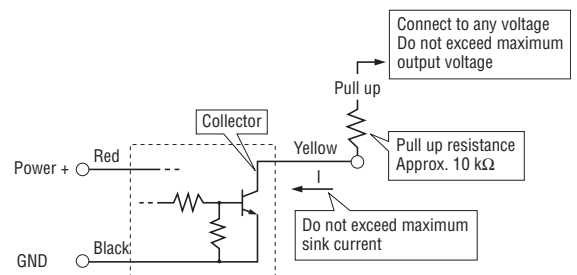
※ : 2 conditions are possible according to the stop position of the impeller.

- ① "High" (Fixed) : Constantly "High"
- ② "High/Low" intermittent motion : "High" and "Low" switch at regular time intervals.
It is guaranteed that "high" continues over 0.5 seconds.

FAN condition and FG signal

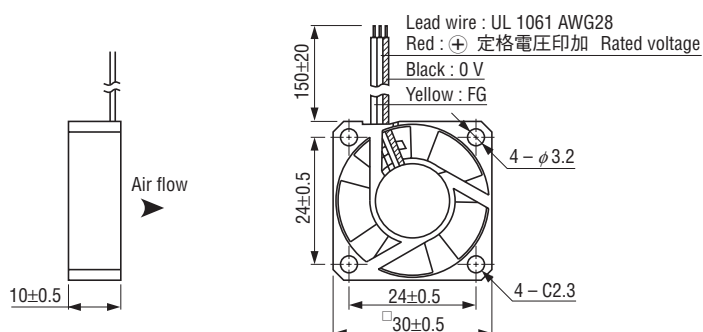


Output circuitry



OUTLINE DIMENSIONS

(Unit: mm)



取付穴参考寸法
Dimension of mounting hole for recommendation

