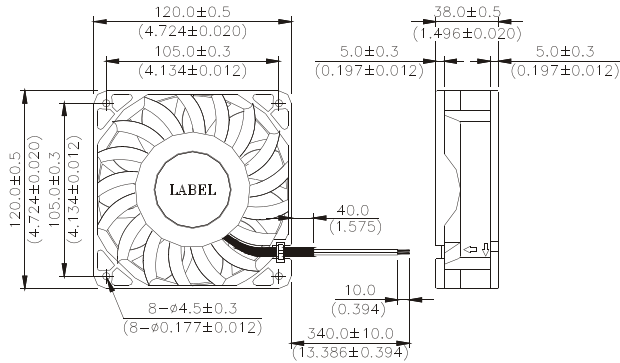


*New*



# FHB 120 x 120 x 38 MM SERIES

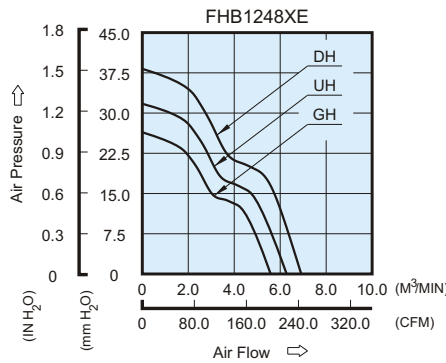
## DIMENSIONS DRAWING



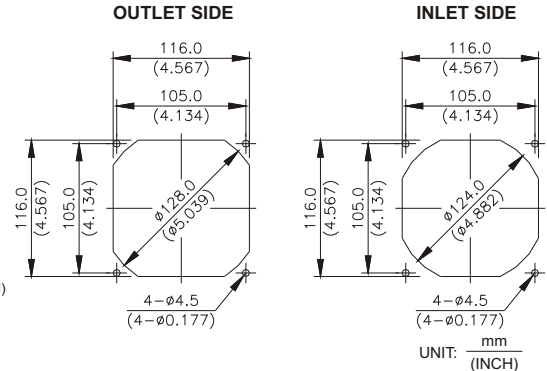
UNIT:  $\frac{\text{mm}}{\text{(INCH)}}$

- \* Bearing Type  
Ball Bearings
- \* Material  
Impeller : Plastic (UL 94V-0)  
Frame : Die-cast Aluminum
- \* Lead Wires :  
UL 1007 AWG #22 OR Equivalent  
Red Wire Positive (+)  
Black Wire Negative (-)
- \* Weight : 470g (16.58 oz)

## P & Q CURVE (AT RATED VOLTAGE)



## MOUNTING PANEL CUTOUT



UNIT:  $\frac{\text{mm}}{\text{(INCH)}}$

MODEL		Rated Voltage	Operating Voltage Range	Rated Current	Rated Input Power	Speed	Maximum Air Flow		Maximum Air Pressure		Noise
PART NO.	FUNCTION	VDC	VDC	Amp	Watt	R.P.M.	m <sup>3</sup> /min	CFM	mmH <sub>2</sub> O	IN H <sub>2</sub> O	dB-A
FHB1248GHE	-R00/-F00	48	32.0 to 80.0	0.78	37.44	4800	5.671	200.28	25.92	1.020	67.0
FHB1248UHE	-R00/-F00	48	32.0 to 80.0	0.91	43.68	5300	6.321	223.22	31.51	1.241	68.0
FHB1248DHE	-R00/-F00	48	32.0 to 80.0	1.28	61.44	5800	6.961	245.83	38.16	1.502	71.5

\* Function type is optional.  
 \* The max. air flow and the speed are measured in free air ; max. air pressure is measured at zero air flow.  
 \* Noise is measured in anechoic chamber in free air, one meter from intake side.  
 \* All readings are typical values at rated voltage.  
 \* Specifications are subject to change without notice.