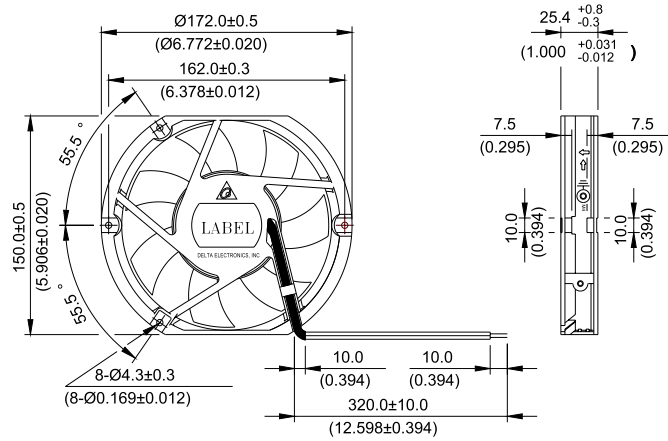


New

AHB 172 x 150 x 25.4 MM SERIES

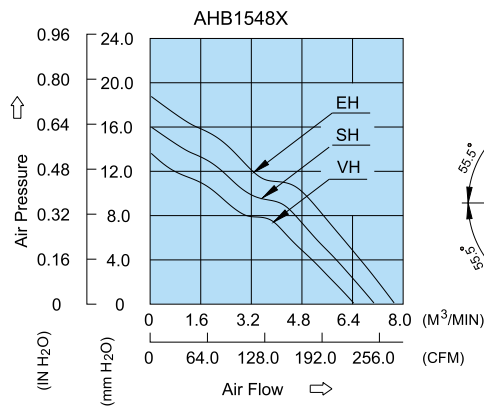
DIMENSIONS DRAWING



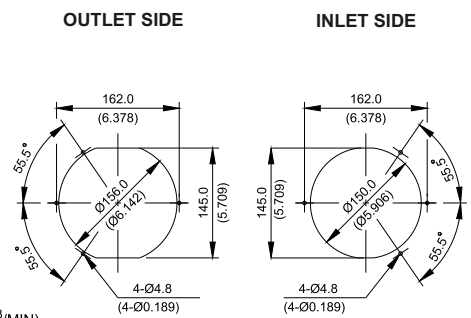
UNIT: $\frac{\text{mm}}{\text{(INCH)}}$

- * Bearing Type
Ball Bearings
- * Material
Impeller : Plastic (UL 94V-0)
Frame : Die-Cast Aluminum
- * Lead Wires :
UL 1007 AWG #24 OR Equivalent
Red Wire Positive (+)
Black Wire Negative (-)
- * Weight : 430g (15.17 oz)

P & Q CURVE (AT RATED VOLTAGE)



MOUNTING PANEL CUTOUT



UNIT: $\frac{\text{mm}}{\text{(INCH)}}$

MODEL		Rated Voltage	Operating Voltage Range	Rated Current	Rated Input Power	Speed	Maximum Air Flow		Maximum Air Pressure		Noise
PART NO.	FUNCTION	VDC	VDC	Amp	Watt	R.P.M.	m ³ /min	CFM	mmH ₂ O	IN H ₂ O	dB-A
AHB1548VH	-R00 / -F00	48	32.0 to 80.0	0.37	17.76	3400	6.408	226.31	13.62	0.536	56.0
AHB1548SH	-R00 / -F00	48	32.0 to 80.0	0.43	20.64	3700	7.059	249.27	16.10	0.634	59.0
AHB1548EH	-R00 / -F00	48	32.0 to 80.0	0.52	24.96	4000	7.675	271.05	18.69	0.736	61.0

* Function type is optional.
 * The max. air flow and the speed are measured in free air ; max. air pressure is measured at zero air flow.
 * Noise is measured in anechoic chamber in free air, one meter from intake side.
 * All readings are typical values at rated voltage.
 * Specifications are subject to change without notice.