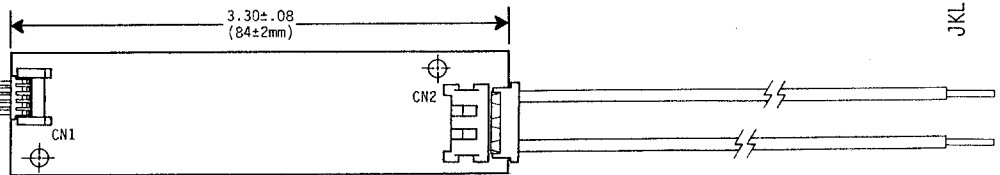
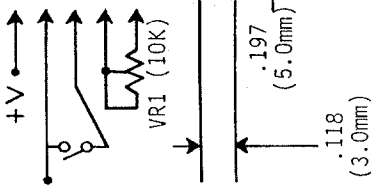


OPERATING SPECIFICATIONS

CHARACTERISTICS	MIN	TYP	MAX
INPUT VOLTAGE: (VDC)	8.0	12.0	16.0
INPUT CURRENT: (mA)	190	210	230
OUTPUT VOLTAGE: (Vrms)	900	1000	----
OUTPUT CURRENT: (mA)	4.5	5.0	5.5
OUTPUT FREQUENCY: KHZ	27	37	47
DIMMING RANGE: (%)	40	---	100
OPERATING TEMP: (CELSIUS)	0	25	60



BOARD CONNECTIONS

CONNECTOR	PIN #	DESIGNATION
CN1	1	VR1 POTENTIOMETER (10K)
	2	SW1 INHIBIT (+V OR OPEN = OFF / GND = ON)
	3	INPUT (GND)
	4	INPUT (+12V)
	5	OUTPUT (GND)
CN2	1	OUTPUT (GND)
	2	OUTPUT (HV)

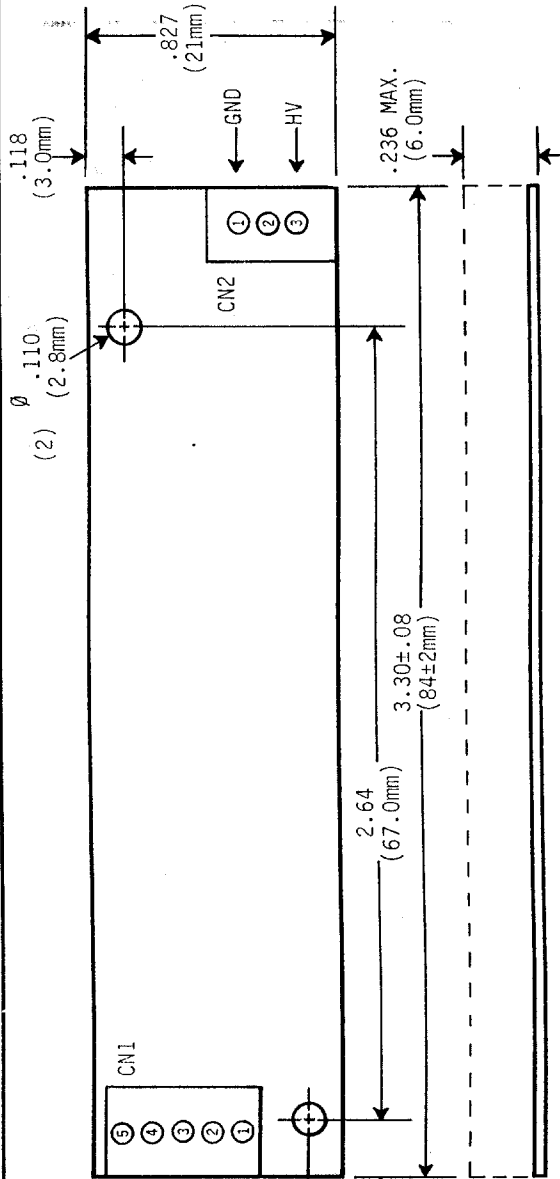
MATCHING CONNECTORS

	MANUFACTURER P/N:	MANUFACTURER
CN1-A	HOUSING - QZ-19-3F01	HONDA CONNECTORS
	TERMINAL - QZ-19-F114A	
CN2-A	HOUSING - IL-Z-5S-S125C3	JAE ELECTRONICS, INC
	TERMINAL - IL-Z-C3-A-15000	

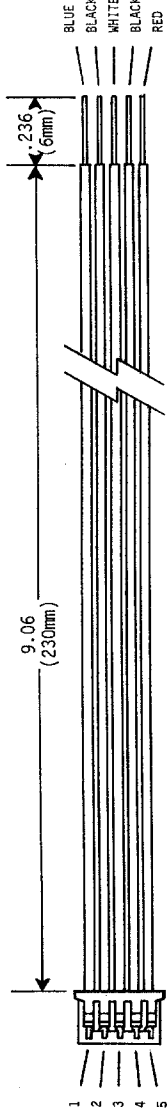
NOTE: CN1 & CN2 NOT SHOWN TO SCALE. ILLUSTRATED FOR REFERENCE ONLY. VR1, SW1, CN1-A & CN2-A ARE NOT COMPONENTS OF BXA-12563.

JKL COMPONENTS CORPORATION DRAWING NUMBER
BXA-12563/KIT

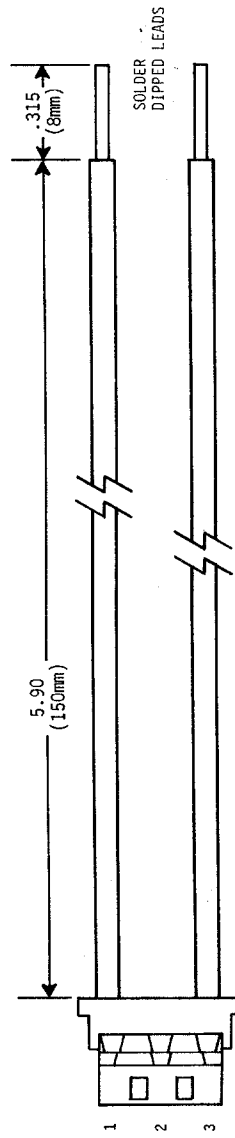
JKL PART NO.: BXA-12563/KIT



JKL PART NO.: BXA-12563/INV



JKL PART NO.: BXA-12561/CONN1 WIRE: 28AWG/UL1007



JKL PART NO.: BXA-12562/CONN2 WIRE: SILICONE RUBBER INSULATION 22AWG 3KVDC

SCALE	DRW BY	LEN	CK/ APPD	DWG DATE	6/17/97	JKL COMPONENTS CORPORATION DRAWING NUMBER	(818) 896-0019 FAX: (818) 897-3056	
	SIZE	FSCM		6/17/97				
PART NAME	CCFL DIMMING INVERTER WITH CONNECTOR ASSEMBLY			PAGE	1	OF	1	
REV							BXA-12563/KIT	

JKL PART NO.: BXA-12563/KIT