

Accessories Power Relay RM


- For RM 2 / 3 pole, 10 / 16 A
- RoHS compliant (Directive 2002/95/EC)



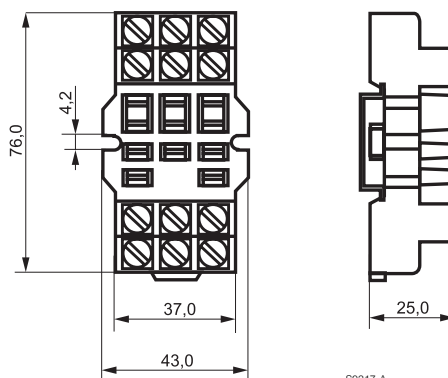
F0237-A

RM Sockets with screw-type terminals RM 78 704, RM 78 705

RM 78704 Socket with screw-type terminals



F0113-A

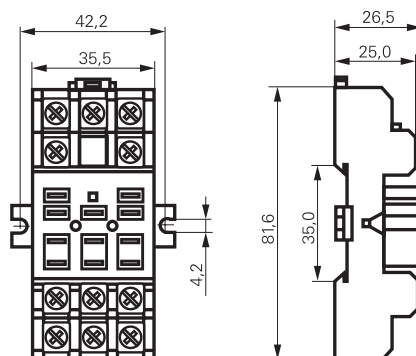


S0317-A

RM 78 705 Socket with screw-type terminals



F0114-A



S0318-A

Accessories Power Relay RM (Continued)

Approvals

 REG.-Nr. 5333 ÜG-2 (RM 78 704), REG.-Nr. 4003144 in preparation

Technical data	RM 78 704	RM 78 705
Rated current		16 A
Rated voltage / max.switching voltage AC	380 VAC	250 VAC
Dielectric strength coil-contact circuit		2500 V _{rms}
open contact circuit		1500 V _{rms}
adjacent contact circuits		2500 V _{rms}
Clearance / creepage coil-contact circuit		≥ 4.0/14.9 mm
Material group of insulation parts		≥ IIIa
Insulation to IEC 60664-1		
Type of insulation coil-contact circuit		basic
open contact circuit		functional
adjacent contact circuits		basic
Rated insulation voltage		250 V
Pollution degree		2
Rated voltage system		230/400 V
Overvoltage category		III
RoHS - Directive 2002/95/EC		
RM 78 704	compliant as per product date code 0312	
RM 78 705	compliant as per product date code 0522	
Degree of protection DIN 40050		IP20
Ambient temperature range	-40...+50°C	-40...+40°C
Terminals		screw
Terminal screw torque acc. IEC 61984		0.8 Nm
max.		1.2 Nm
Wire cross section		
single wire		2 x 2.5 mm ²
fine wire		2 x 2.5 mm ²
with bootlace crimp (DIN 46228/1)		2 x 1.5 mm ²
Insertion cycles		A (10)
Max. Insertion Force total		100 N
Mounting distance		0, dense packing
Weight		66 g
Packaging unit		100 pcs

Socket with screw-type terminals

Type	Part Number
RM 78 704 Socket with screw-type terminals	2-1393844-4
RM 78 705 Socket with screw-type terminals	2-1393844-5

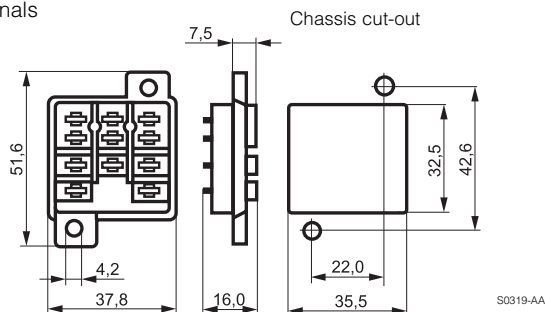
Accessories Power Relay RM (Continued)

RM Sockets for PCB and with solder terminals RM 78 700/701/702

RM 78 700 Socket with quick connect terminals



F0110-A

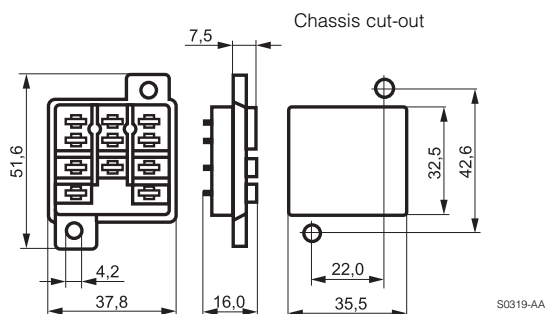


S0319-AA

RM 78 701 Socket with solder terminals



F0111-A

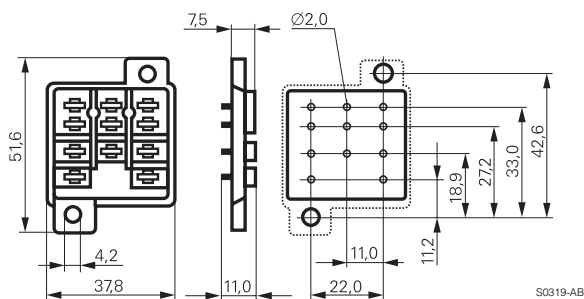


S0319-AA

RM 78 702 Socket with PCB terminals



F0112-A



S0319-AB

Approvals

UL E135149

Technical data

RM 78 700/701/702

Rated current	10 A
Rated voltage / max. switching voltage AC	240/400 V _{AC}
Dielectric strength coil-contact circuit	2500 V _{rms}
open contact circuit	1500 V _{rms}
adjacent contact circuits	2500 V _{rms}
Clearance / creepage coil-contact circuit	≥ 4.0/6.3 mm
Material group of insulation parts	≥ IIIa
Insulation to IEC 60664-1	
Type of insulation coil-contact circuit	basic
open contact circuit	functional
adjacent contact circuits	basic
Rated insulation voltage	250 V
Pollution degree	2
Rated voltage system	230/400 V
Overvoltage category	III

Accessories Power Relay RM (Continued)

Technical data (Continued)		RM 78 700/701/702
RoHS - Directive 2002/95/EC		compliant
Degree of protection DIN 40050		IP20
Ambient temperature range		-40...+70°C
Terminals		pcb, solder terminals
Insertion cycles		A (10)
Max. Insertion Force total		100 N
Mounting distance		0, dense packing
Resistance to soldering heat		270°C / 10 s
Weight		9 g
Packaging unit		25 pcs

Sockets

Type		Part Number
RM 78 700	Socket with quick connect terminals	1419118-6
RM 78 701	Socket with solder terminals	4-1393149-9
RM 78 702	Socket with PCB terminals	2-1393844-3

Accessories for RM 78 700, RM 78 701, RM 78 702

Type		Part Number
RM 28 802	Metal retaining clip RM	1419118-5