


**Accessories Miniature PCB Relay RYII**

- Accessories for Miniature PCB Relay RYII, pinning 3.2 mm
- Socket with PCB- or screw terminals
- No reduction of protection class or creepage/clearance with plastic retainer
- Easy replacement of relays
- Socket can be used as connector for diagnosis function
- Sockets and accessories: RoHS compliant (Directive 2002/95/EC)  
LED- and protection modules: not RoHS compliant
  
- Not suitable for MSR-type



F0226-A

**RYII Socket with screw-type terminals for DIN-rail mounting**

RY 78 626 pinning 3.2 mm

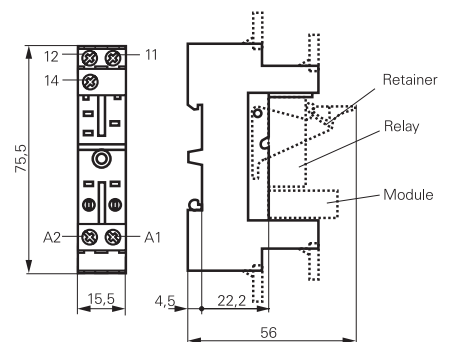
**Approvals**



Technical data	RY 78 626
Rated current	12 A
Rated voltage / max.switching voltage AC	240/400 VAC
Dielectric strength coil-contact circuit	5000 V <sub>rms</sub>
Clearance / creepage coil-contact circuit	≥ 8/8 mm
Material group of insulation parts	≥ IIIa
Insulation to IEC 60664-1	
Type of insulation coil-contact circuit	reinforced
open contact circuit	functional
Rated insulation voltage	250 V
Pollution degree	2
Rated voltage system	230/400 V
Overvoltage category	III
RoHS - Directive 2002/95/EC	
Sockets, retainers and marking tags:	compliant
Degree of protection DIN 40050	IP20
Ambient temperature range	-25...+85°C
Terminals	screw
Terminal screw torque acc. IEC 61984	0.5 Nm
max.	0.7 Nm
Wire cross section	
single wire	2 x 2.5 mm <sup>2</sup>
fine wire	2 x 2.5 mm <sup>2</sup>
with bootlace crimp (DIN 46228/1)	2 x 1.5 mm <sup>2</sup>
Insertion cycles A (10)	A (10)
Max. Insertion Force total	100 N
Mounting distance	0, dense packing
Weight	31 g
Packaging unit	10 pcs



F0127-A



S0321-BA

**Socket with screw-type terminals for DIN-rail mounting**

Product code	Part Number
<b>RY 78 626</b> Socket with screw-type terminals for DIN-rail mounting, pinning 3.2 mm	7-1393161-8

**Accessories for RY 78 626**

<b>RY 16 046</b> Plastic retaining clip	7-1393161-1
<b>RY 16 040</b> Marking tag	6-1393161-8

**LED- and Protection Modules for RY 78 626**

Easy insertion of module into the socket  
Wiring in parallel to the coil

Type		Part Number
<b>RPM TO 0A0</b>	Protection diode 1N4007 <sup>1)</sup>	1-1393161-1
<b>RPM U0 548</b>	RC-network 24...48 VAC	1-1393161-3
<b>RPM U0 730</b>	RC-network 110...230 VAC	1-1393161-4

**LED**

<b>RPM LO 024</b>	red LED 12...24 VDC w.prot.diode <sup>1)</sup>	0-1393161-4
<b>RPM GO 024</b>	green LED 12...24 VDC w.prot.diode <sup>1)</sup>	0-1393161-3
<b>RPM LO 524</b>	red LED 12...48 VDC / VAC	0-1393161-7
<b>RPM GO 524</b>	green LED 12...48 VDC / VAC	2-1419152-4
<b>RPM LO 110</b>	red LED 60...110 VDC w.prot.diode <sup>1)</sup>	0-1393161-6
<b>RPM GO 110</b>	green LED 60...110 VDC w.prot.diode <sup>1)</sup>	2-1419152-3
<b>RPM LO 730</b>	red LED 110...230 VAC	0-1393161-8
<b>RPM GO 730</b>	green LED 110...230 VAC	2-1419152-5

<sup>1)</sup> Standard polarity: A1:+, A2:-



F0123-A

**RYII Socket with PCB terminals**

**Approvals**

**cULus** E135149

**Technical data RY 78 600**

Rated current	12 A
Limiting continuous current	see derating curve
Rated voltage / max.switching voltage AC	240/400 VAC
Dielectric strength coil-contact circuit	5000 V <sub>rms</sub>
Clearance / creepage coil-contact circuit	≥ 8/8 mm
Material group of insulation parts	≥ IIIa
Insulation to IEC 60664-1	
Type of insulation coil-contact circuit	reinforced
open contact circuit	functional
Rated insulation voltage	250 V
Pollution degree	2
Rated voltage system	230/400 V
Overvoltage category	III
RoHS - Directive 2002/95/EC	compliant
Degree of protection DIN 40050	IP20
Ambient temperature range	-40...+80°C
Terminals	pcb
Insertion cycles	A (10)
Max. Insertion Force total	100 N
Mounting distance	0, dense packing
Resistance to soldering heat	270°C / 10 s
Weight	3 g
Packaging unit	100 pcs

**Socket with PCB terminals**

Type		Part Number
<b>RY 78 600</b>	Socket with PCB terminals, pinning 3.2 mm	7-1393161-3

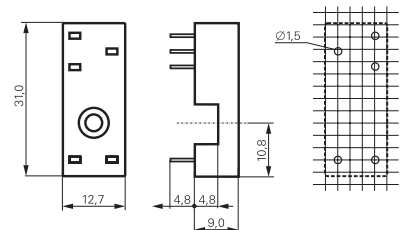
**Accessories for RY78600**

<b>RY 16 037</b>	Plastic retaining clip	6-1393161-5
------------------	------------------------	-------------

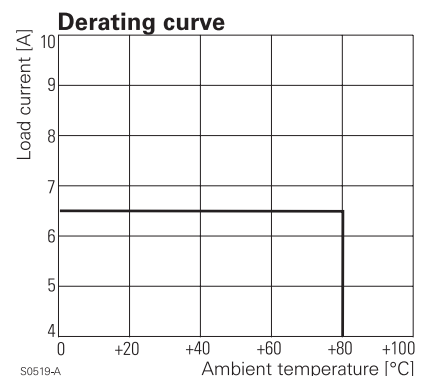
**RY 78 600** pinning 3.2 mm



F0125-A



S0322-AA



S0519-A