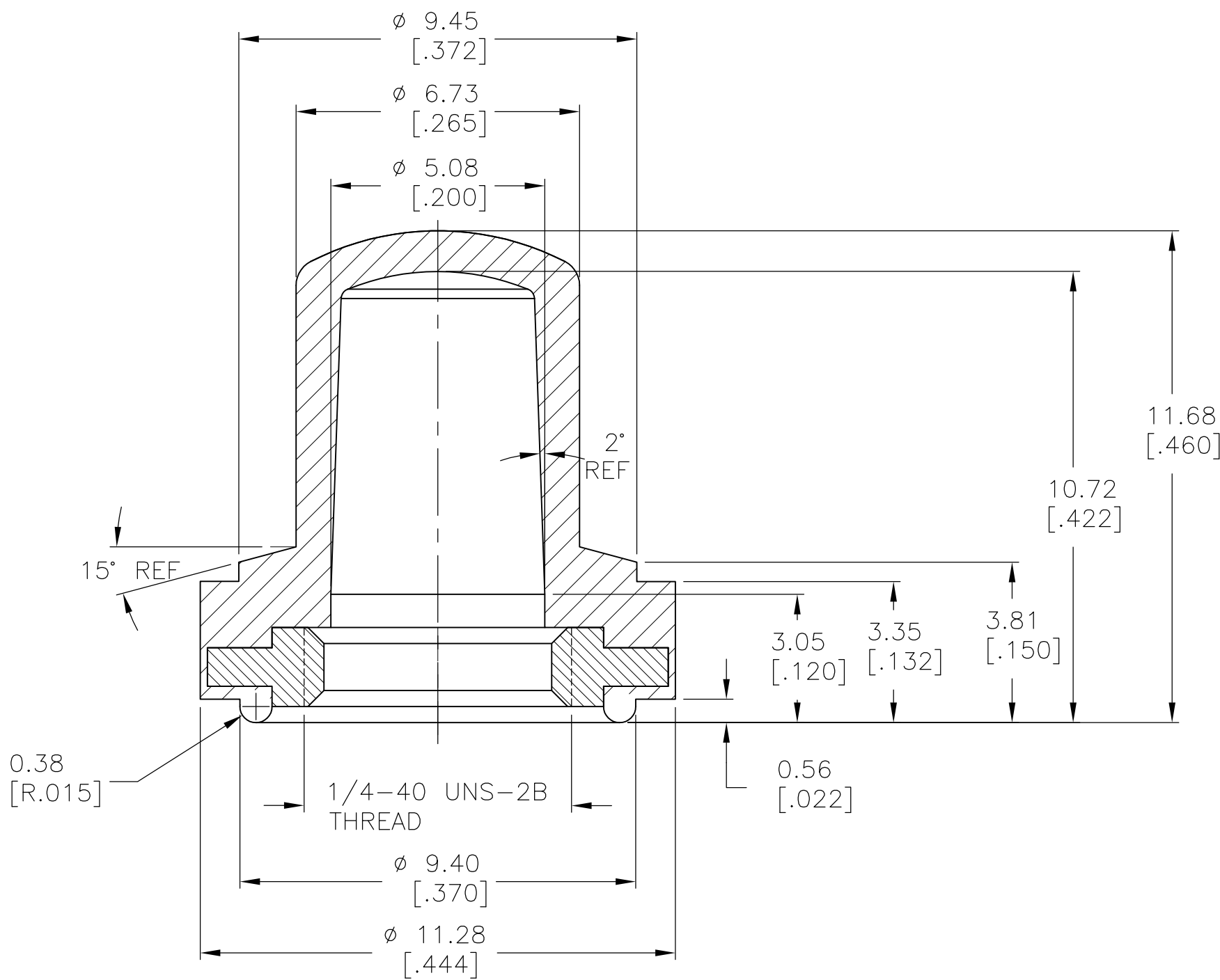
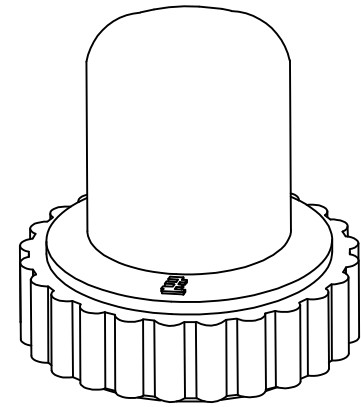
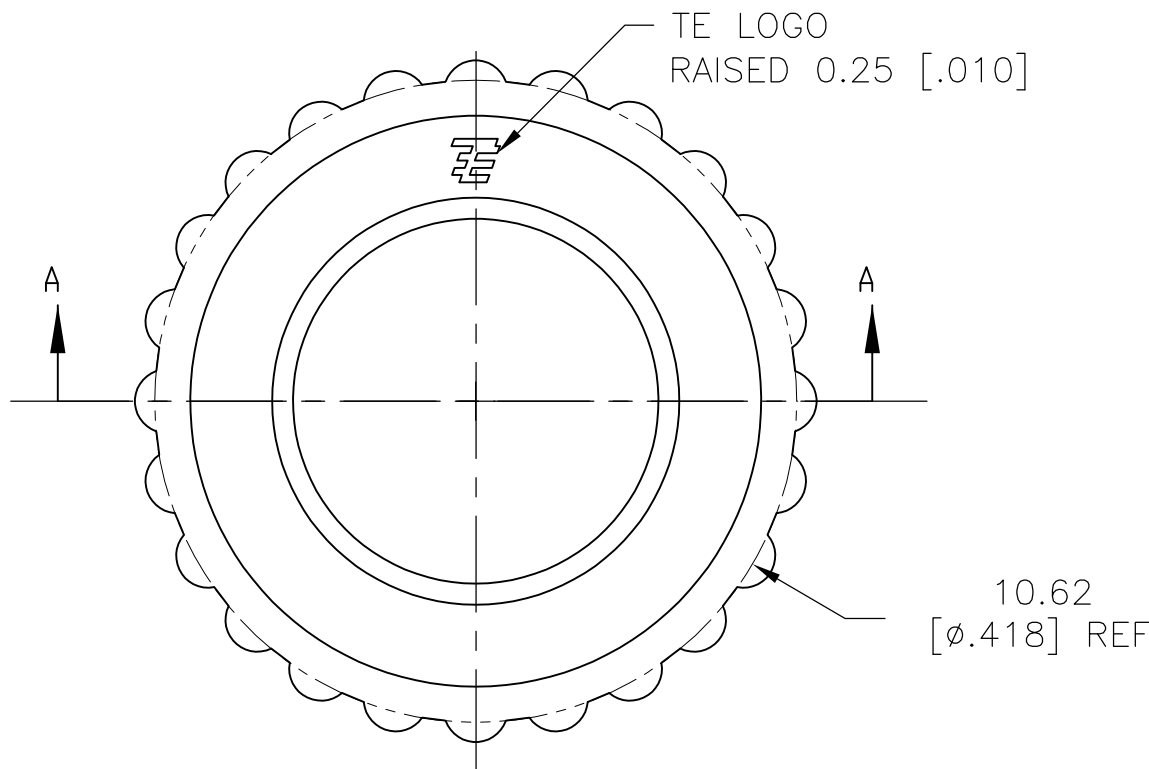




LOC	DIST	REVISIONS					
		P	LTR	DESCRIPTION	DATE	DWN	APVD
AD	00		A	ECO-07-019786	22AUG07	MB	MW



SECTION A-A

1. SOME DIMENSIONS MAY VARY DUE TO DIFFERENT COMPOUND SHRINKAGE FACTOR.
2. MINOR FLASH ACCEPTABLE ON INSERT THREAD.
3. BLACK FINISH ON INSIDE THREADS REMOVED DUE TO MOLDING PROCESS PERMITTED.
4. RUBBER TO METAL BOND MUST MEET OR EXCEED THE TEAR STRENGTH OF RUBBER.
5. SMALL PROTRUSIONS OF HEX NUT CORNERS PERMISSIBLE
6. ALL MATERIAL AND FINISH SHALL COMPLY WITH EO DIRECTIVE 2002/95/EC OF 27JAN2003 (ROHS)

SILICONE COLOR BLACK	BRASS, BLACK OXIDE	1825617-2
RUBBER BOOT MATERIAL	HEX NUT MATERIAL	PART NUMBER

THIS DRAWING IS A CONTROLLED DOCUMENT.		DWN M.BINNER 22AUG2007	 Tyco Electronics Corporation Harrisburg, PA 17105-3608				
DIMENSIONS: mm [INCHES]		CHK M.WILBOURN 22AUG07					
	TOLERANCES UNLESS OTHERWISE SPECIFIED:		APVD M.WILBOURN 22AUG07	NAME BOOT SEAL, ROUND I 4-40, PUSHBUTTON			
	0 PLC ± - 1 PLC ± - 2 PLC ± 0.25[.010] 3 PLC ± - 4 PLC ± - ANGLES ± 5°		PRODUCT SPEC —				
	MATERIAL —		FINISH —	APPLICATION SPEC —	SIZE A2	CAGE CODE 00779	DRAWING NO C-1825617
CUSTOMER DRAWING			SCALE 8:1		SHEET 1 OF 1		REV A