
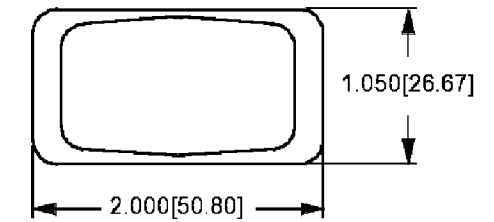


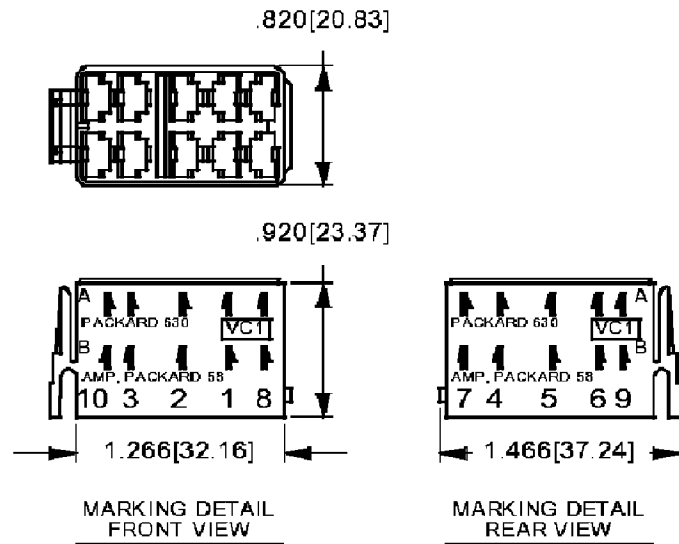
HONEYWELL
PART NUMBER
①

REV	DOCUMENT	CHANGED BY	CHECK
A	0016810	TSG 03NOV05	RJ

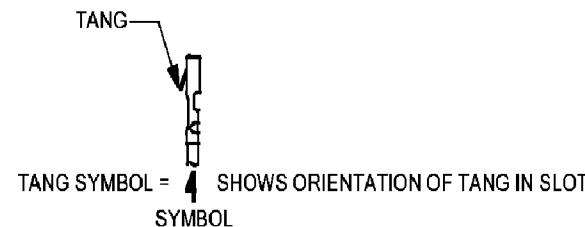
Q.C. SELECTION GUIDE					
COMPANY SERIES	PART NO		WIRE RANGE		ORIENTATION
	PLAIN BRASS	TIN PLATED BRASS	AWG	MM ² (REF)	
PACKARD 58 SERIES	02965580		12	3.0	B
	02965471	12010601	(2)16-14	(2)1.0-2.0	
	02965470		16-14	1.0-2.0	
	02965469	06288318	20-18	.5-.8	
PACKARD METRI-PACK 630 SERIES		12084590	12	3.0	A
		12052224	12	3.0	
		12015870	16-14	1.0-2.0	
		12020035	(2)22-18	(2).5-.8	
	12015832	12015869	20-18	.5-.8	
AMP 250 SERIES FASTIN-FASTON		12052222	20-22	.35-.5	B
	60253-1	60253-2	16-12	1.3-3	
	42100-1	42100-2	(2) 16	(2) 1.3	
	60295-1	60295-2	18-14	.8-2	
			22-18	.3-.9	



BOOT: SR-01 ①④⑤



NOTE: Consult Delphi Packard and/or Amp on actual part numbers and availability.
AMP is a registered trademark of AMP Inc. Harrisburg, PA
Delphi Packard is a registered trademark of Delphi-Packard Electrical Systems Warren, Ohio



CONNECTOR HOUSING: HRSR-01 ①②③

- NOTES
- ① AVAILABLE ACCESSORIES ARE THE HRSR-01 CONNECTOR HOUSING AND SR-01 BOOT
 - ② HRSR-01 CONNECTOR HOUSING FOR USE ON SRL AND SRN SERIES SWITCHES
 - ③ SEE THE QUICK CONNECT TERMINAL SELECTION GUIDE FOR RECOMMENDED WIRE TERMINALS TO USE WITH THE HRSR-01 CONNECTOR HOUSING
 - ④ SR-01 BOOT FOR USE ON SRN SERIES SWITCHES
 - ⑤ BOOT MATERIAL: SILICONE RUBBER. BOOT COLOR: BLACK

DESIGN UNITS: INCH	DRAWN	KSR	30SEP05
TOLERANCES UNLESS NOTED:	CHECK	RJ	30SEP05
NO PLACE X ± 0.040	THIS DRAWING COVERS A PROPRIETARY ITEM AND IS THE PROPERTY OF HONEYWELL. THIS DRAWING IS NOT TO BE COPIED OR USED WITHOUT THE PERMISSION OF HONEYWELL.		
ONE PLACE .X ± 0.030			
TWO PLACE .XX ± 0.015			
THREE PLACE .XXX ± 0.005			
FOUR PLACE .XXXX ± 0.0005			
ANGLES ± 2	INTERPRET PER ASME Y14.5M-1994 OTHER HONEYWELL ENGINEERING STANDARDS MAY APPLY		
THIRD ANGLE PROJECTION	RASTER		

Honeywell			
TITLE PACKET			
SIZE	TYPE	DRAWING NAME	REV
B	I	SR ACCESSORIES SERIES CHART1	A
SCALE	-	SHEET	1 OF 1