

storm 6000 Series Keypads



Numeric data entry in exposed public environments

- Rugged, reliable and responsive data entry
- Vandal resistant (20J BS EN 60068-2-75: 1997)
- Weather resistant (IP65)
- Large buttons for clarity and ease of use
- Permanent, high contrast, laser engraved keytop graphics
- Raised tactile symbols on coloured function keys
- Raised "home pip" on the "5" key
- 4 row x 4 column matrix circuit format
- Optional USB or PS2 encoded interface circuit (enclosed in water resistant pod)
- Optional PS2 or USB connection cable (supplied separately)
- Suitable for use by those with mobility or sensory impairment
- Overall dimensions: 124.0 mm x 118.5 mm x 17.5 mm (excluding interface pod on back face)



www.storm-interface.com

Storm Interface products include technology protected by international patents and design registration. All rights reserved.



6000 Series keypad for public environments




UK Keypad Layout



USA Keypad Layout

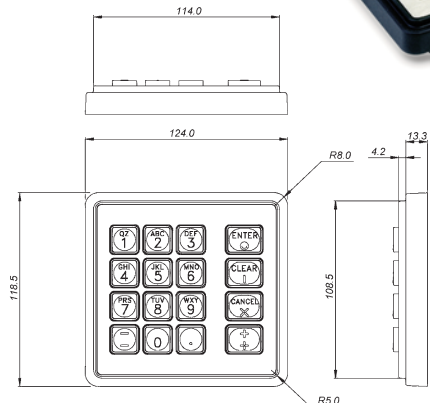
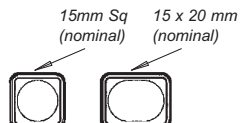


Alternative Layout

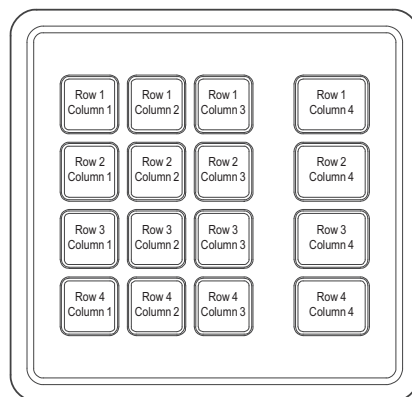


Function Key Colours

CANCEL	Red	?	Blue
CLEAR	Yellow	ENTER	Green



Matrix Keypad Connections



Contact Matrix

PINS	ROW / COLUMN
1	Not used
2	Tamper
3	R1
4	R2
5	C1
6	C2
7	C3
8	C4
9	R4
10	R3
11	NC
12	Tamper
13	Not used

CONTACT CIRCUIT SPECIFICATION

Contact	
Operating Voltage	24V dc (max)
Operating Current	50 mA (max)
Circuit Resistance (when contact closed)	<500 Ohms

PS2 / USB Keypad Code Tables

Row / Column	UK Layout		USA layout	
	PC / AT Code (Code Set 2)	USB Key Code	PC / AT Code (Code Set 2)	USB Key Code
R1C1	69	59	69	59
R1C2	72	5A	72	5A
R1C3	7A	5B	7A	5B
R1C4	76	29	5A	28
R2C1	6B	5C	6B	5C
R2C2	73	5D	73	5D
R2C3	74	5E	74	5E
R2C4	66	2A	66	2A
R3C1	6C	5F	6C	5F
R3C2	75	60	75	60
R3C3	7D	61	7D	61
R3C4	05	3A	05	3A
R4C1	7C	55	7C	55
R4C2	70	62	70	62
R4C3	5D	31	12, 26	E1, 20
R4C4	5A	28	76	29
Anti-Tamper Open Circuit	Not used			

Contact Connections (viewed from rear of keypad)

PINS	• • • • • • • • • • • • • • • •
PIN NO.	13 12 11 10 9 8 7 6 5 4 3 2 1

Specifications

Vandal Resistant	20J BS EN 60068-2-75:1997
Weather Resistant	IP65
Large Buttons for clarity and ease of use	15mm square
Function Key Buttons	15mm x 20mm
Responsive key action	travel 1.5mm, actuation force 130gm
High contrast laser engraved graphics	designed to meet with current ADA and DDA recommendations
Raised tactile symbols on function keys	designed to meet with current ADA and DDA recommendations.
Panel Cutout	109.5 x 115.0 x R 5mm corners (tols ± 0.2mm)
Operating Temp	-20°C to +60°C
Matrix Output or user selectable PS2/USB	(Order cables separately)

Meets CE and UL requirements for Product Safety
 Meets CE and FCC requirements for EMC
 Plug compatible with 420 Series RS232 Encoder
 Panel Mount Gasket included

Stock No.	Item
6000-21001[x]	Keypad 6000 Series 16 way Matrix Output, UK layout
6000-21002[x]	Keypad 6000 Series 16 way Matrix Output, USA layout
6000-22001[x]	Keypad 6000 Series 16 way PS2 / USB Output, UK layout
6000-22002[x]	Keypad 6000 Series 16 way PS2 / USB Output, USA layout

Accessories [x] denotes packaging variant

Stock No.	Item
6000-MK00[x]	Mounting Clips Underpanel for 6000 Series
1200-00100[x]	Cable, 2.5m, PS/2 to 5 way Molex
1200-00200[x]	Cable, 2.5m, USB to 5 way Molex
4200-00[x]	Encoder 420 Series, RS232, No Cable, Plug-in

6000 Series Application/Engineering Manual – free download from www.keymat.com

Whilst every effort is made to ensure details are correct at time of print, specifications are subject to change without notice.



6000-LIT-01 Rev 4
Nov 2008

FM 39602



Storm is a trademark of Keymat Technology Ltd
 Storm Interface is a trading name of Keymat Technology Ltd
 Storm Interface products include technology protected by international patents and design registration. All rights reserved.