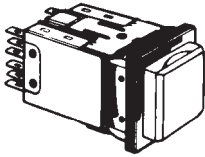
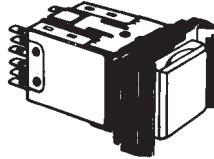


SWITCHCRAFT, INC. 5555 N. Elston Ave.  
Chicago, IL 60630 • 773 792-2700 • FAX: 773 792-2129  
www.switchcraft.com

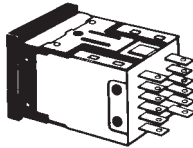
## Push-Lite® SWITCHES AND INDICATORS




WITHOUT BARRIERS



WITH BARRIERS



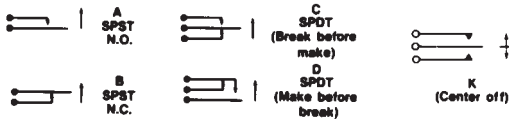
## SERIES PL9000 - PL® INDICATORS



## LIGHT DIVIDER

### BASIC SCHEMATIC

Switch circuitry can be described as combinations of basic schematic circuits as shown below. N.O. means normally open; N.C. means normally closed.



The above are strictly electrical schematics and do not necessarily indicate relative solder lug positions.