


RTE Miniature Rotary Switch for SMT



The subminiature Rotary switches RTE 02, 03, 10 and 16 positions are available with G type terminals, to facilitate surface mounting on PCB's.

The tape and reel packaging allows an automatic mounting process with standard pick and place machines.

Its small size makes the RTE family particularly suitable for all coding applications on PC Boards where it is necessary to save space.

Main features

- Same mechanical and electrical data as the thru hole version
- Two different types of actuators available: screw driver slot and axis for button
- Hexadecimal code: RTE 16
- Binary or Gray code: RTE 10
- Change-over: RTE 02 and RTE 03
- Totally washable and sealed
- Suitable for infra-red reflow soldering processes
- Gold contacts RTE 10, 16
- Gold or Silver contacts RTE 02, 03
- Tin plated terminals

Main Applications

- Timers
- Alarm systems
- Domestic applications
- Automotive
- Industrial processes
- Instrumentation
- Security Systems

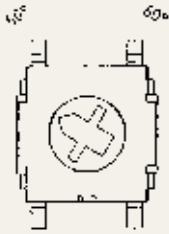
Mechanical data	
See the detailed catalog pages starting on F-4 for RTE02, RTE03, RTE10 and RTE16	
Electrical data	
See the detailed catalog pages starting on F-4 for RTE02, RTE03, RTE10 and RTE16	
Environmental data	
See the detailed catalog pages starting on F-4 for RTE02, RTE03, RTE10 and RTE16	
Soldering Conditions	
Infra red reflow soldering -	According to CECC 00 802
Pre-heating:	Temperature 130°C 60S
Heating	Temperature 215°C with a peak of 260°C during 10S
Manual soldering:	Temperature 260°C 5S
Cleaning:	Washable according to EIA-RS448-2 test and IP-67
Packaging	
RTE are delivered on continuous tape in reel: width 16 mm and external diameter 330 mm	
Actuator for screw driver	1250 pieces per reel
Actuator for button	750 pieces per reel

Ordering code		1	2	3	4	5	6	7
		Example: RTE 10 0 0 G 2 3						
1	Designation: RTE	→	↑	↑	↑	↑	↑	↑
2	Types: 02 = 2 positions 03 = 3 positions 10 = decimal code 16 = hexadecimal code	→	↑	↑	↑	↑	↑	↑
3	Ground terminal: 0 (without)	→	↑	↑	↑	↑	↑	↑
4	Actuation: 0 = screw driver slot, no shaft 2 = actuator for button, button to be ordered & delivered separately	→	↑	↑	↑	↑	↑	↑
5	Operating direction: G = surface mount "G wing" type	→	↑	↑	↑	↑	↑	↑
6	Codes: 0 = none for RTE02 & RTE03 1 = binary code for RTE10 2 = binary code complement for RTE10 3 = gray code for RTE10 4 = hexadecimal code for RTE16	→	↑	↑	↑	↑	↑	↑
7	Contact material: 1 = silver, only RTE02 & RTE03 3 = gold, all types	→	↑	↑	↑	↑	↑	↑

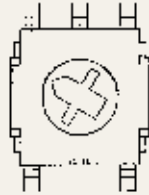
RTE Miniature Rotary Switches for SMT

Dimensional Drawings

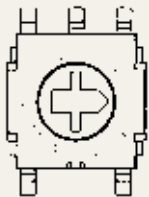
RTE 02 00 G 03



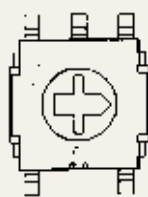
RTE 03 00 G 03



RTE 10 00 G 33



RTE 16 00 G 43



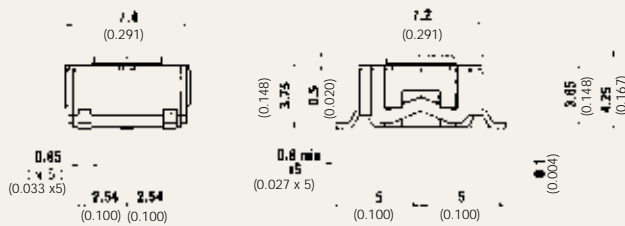
RTE 10 02 G 13



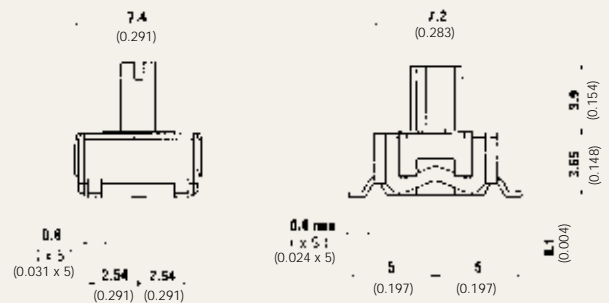
RTE 16 02 G 43



Screwdriver slot version

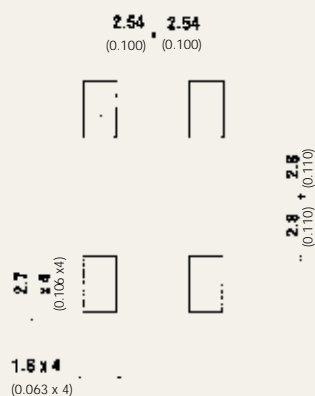


Actuator version



PC Board Mounting (seen components side)

RTE 02



RTE 03 / 10 / 16

