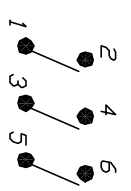
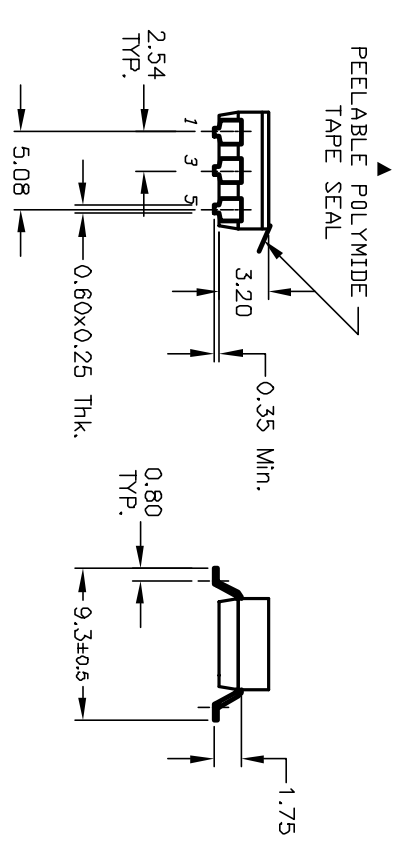


Pos. 1 Designate  
Pin #1 Location

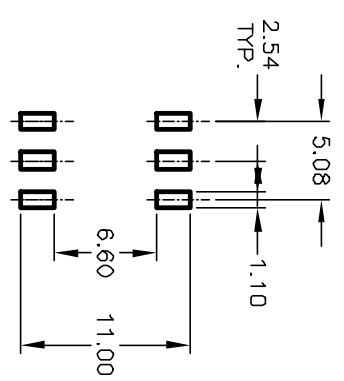


CIRCUIT 3 POSITION

NOTES:

1. ALL DIMENSIONS IN MM
2. GENERAL TOLERANCE: X.X=±0.4  
X.XX=±0.25
3. TERM. NOS. FOR REFERENCE ONLY.
4. CONTACT RATINGS: 25mA @24VDC.
5. CONTACT MATERIAL:  
CONTACTS: BRASS w/Gold Plate  
TERMINALS: BRASS w/GOLD Plate
6. PACKAGED: DISPENSING TUBES  
WITH ALL POLES IN THE "OFF" POSITION.
7. TAPE SEAL FOR FLUX WASH.
8. ▲ DESIGNATE MAJOR:

RECOMMENDED P.C.B. LAYOUT



**E-SWITCH®**

REV. A		12277		RELEASED FOR PRODUCTION		7/1/02		CJB	
REV. A		ECN No.		DESCRIPTION		DATE		CHKD	
<p>THE INFORMATION CONTAINED IN THIS DOCUMENT IS PROPRIETARY TO E-SWITCH AND IS NOT TO BE COPIED OR TRANSMITTED</p>									
TITLE		SCALE		DATE		DR		DVG	
KAJ03 TG GT		2:1		7/1/02		CJB		W825323	
LDW PROFILE W/TAPE SEAL								REV A	