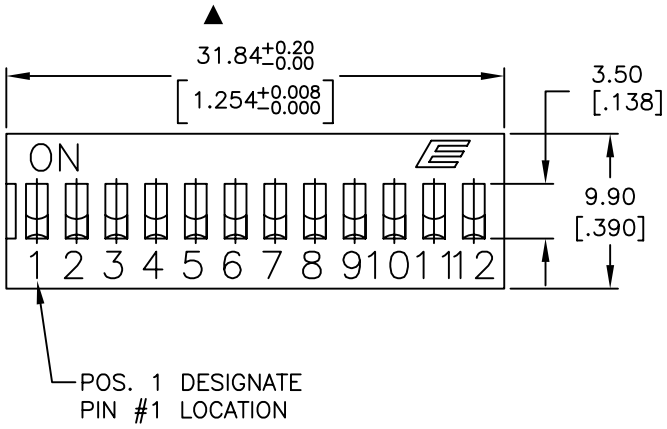

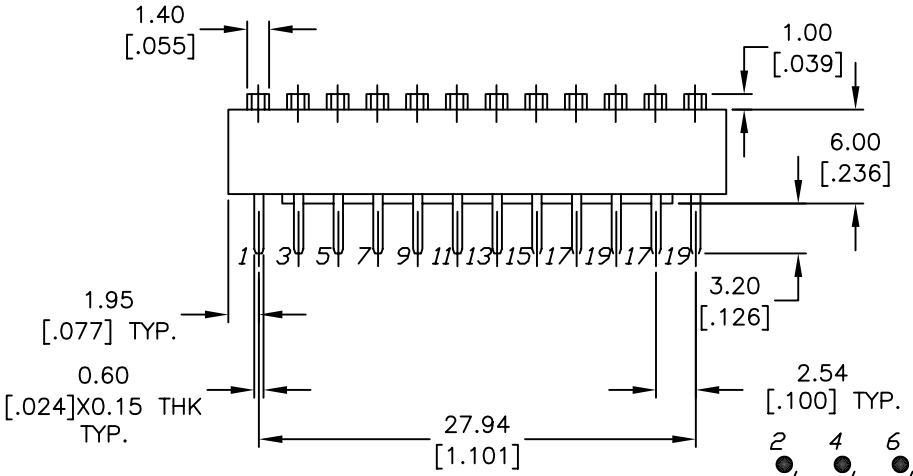

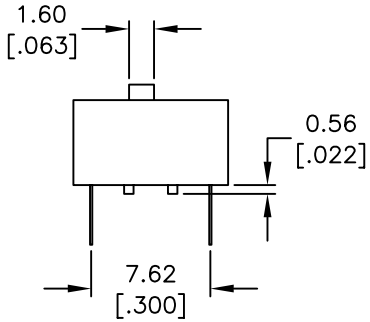

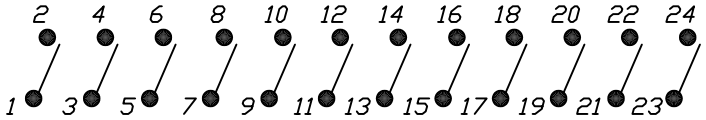

CONTACT CONFIGURATION

✳(Pos. 1 Denotes Pin No. 1)

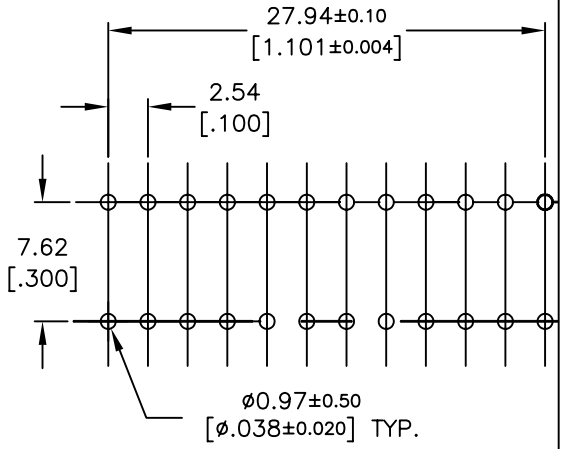

RECOMMEND P.C.B. LAYOUT

NOTES:
1. ALL DIMENSIONS IN MM [INCH]
2. GENERAL TOLERANCE: X.X=±0.4
   X.XX=±0.25
3. TERM. NOS. FOR REFERENCE ONLY.
4. ▲ SWITCHES SUPPLIED IN DISPENSING TUBES WITH ALL POLES IN THE "OFF" POSITION.
5. ▲ DENOTES CRITICAL PARAMETER.

REV.	ECN No.	DESCRIPTION	DATE	CHKD
A	16048	RELEASED FOR PRODUCTION	5/23/06	CT

THE INFORMATION CONTAINED IN THIS DOCUMENT IS PROPRIETARY TO E-SWITCH AND IS NOT TO BE COPIED OR TRANSFERRED

E-SWITCH®

TITLE				
KAS1112E				
SCALE 2:1	DATE 5/23/06	DR CT	DWG N211122	REV A