

**PART NUMBER:** EC202A

**DESCRIPTION:** optical encoder

**ELECTRICAL SPECIFICATIONS**

output waveform	Square wave
output signals	A, B phase
current consumption	26 mA nominal, 30 mA max.
output voltage	“H” “L”
	V <sub>cc</sub> ~ 0.5 V min. 0.5 V max.
supply voltage	5 V dc ± 5%
output resolution (ppr)	25, 50, 75, 100, 128
pulse difference	90° ± 45°
frequency response	500 Hz max.

**MECHANICAL SPECIFICATIONS**

max shaft load, radial:	9.8 N
axial:	4.9 N
rotational torque	with no click: 0.5 N·cm max.
rotational life	2.5 x 10 <sup>5</sup> cycles
weight	28 g

**ENVIRONMENTAL SPECIFICATIONS**

operating temp	0° to +60° C
humidity	85% RH, no condensation
vibration	10 ~ 55 Hz. 1.5mm, 6 hours
shock	490 m/s <sup>2</sup> (50 G), 11 ms, 3 axes, 3 reps

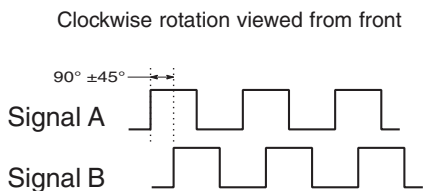
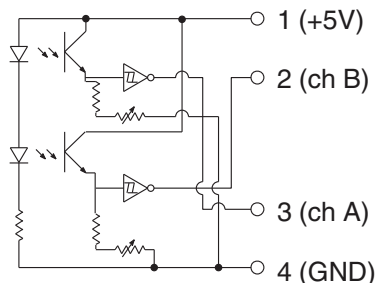
**ORDERING INSTRUCTIONS**

## EC202AXXA-2XD

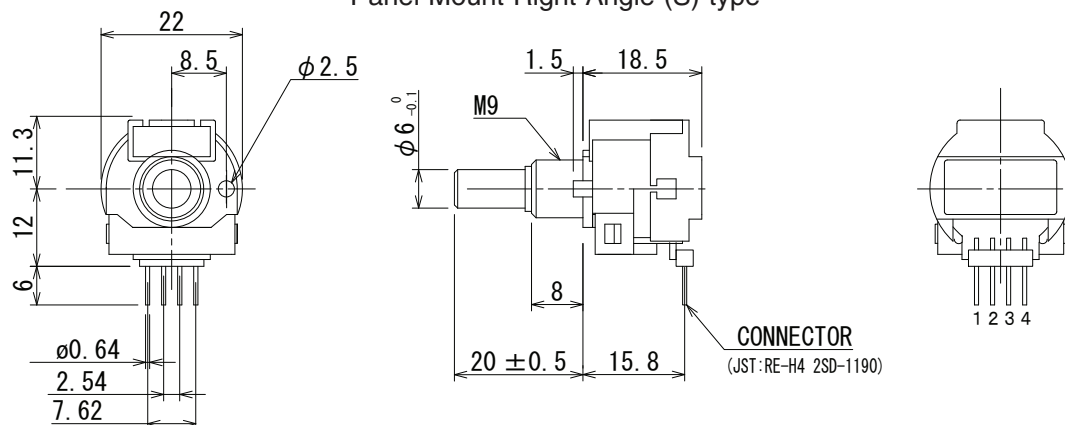
Resolution (PPR):		Pin orientation:
025 = 25 PPR	100 = 100 PPR	S = Right angle
050 = 50 PPR	128 = 128 PPR	T = Straight
075 = 75 PPR		

**PART NUMBER:** EC202A

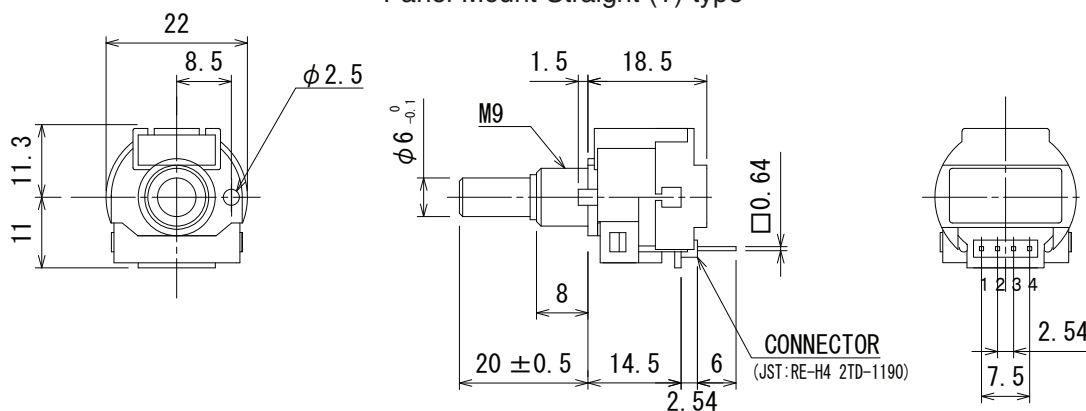
**DESCRIPTION:** optical encoder

**OUTPUT WAVEFORM**

**OUTPUT CIRCUIT**

**MECHANICAL DRAWING**

Panel Mount Right Angle (S) type



Panel Mount Straight (T) type


 Mounting Hole Dimensions  
& Panel Thickness Range

 $t=1.6\sim 2.5\text{mm}$ 
