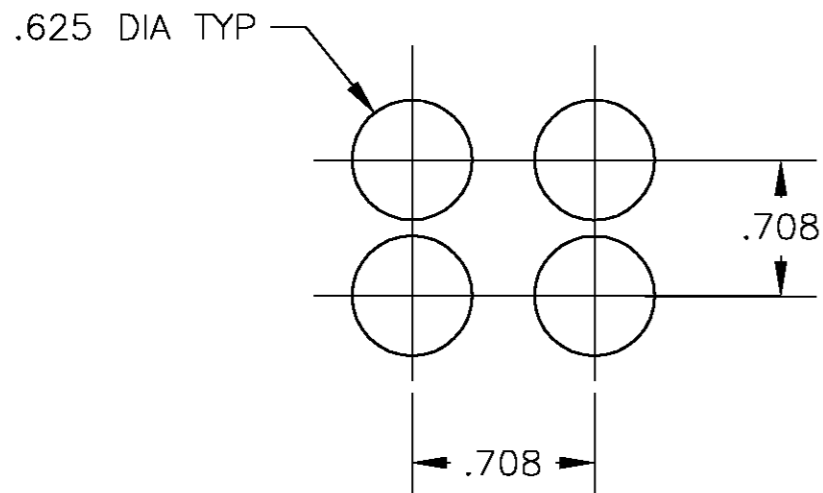
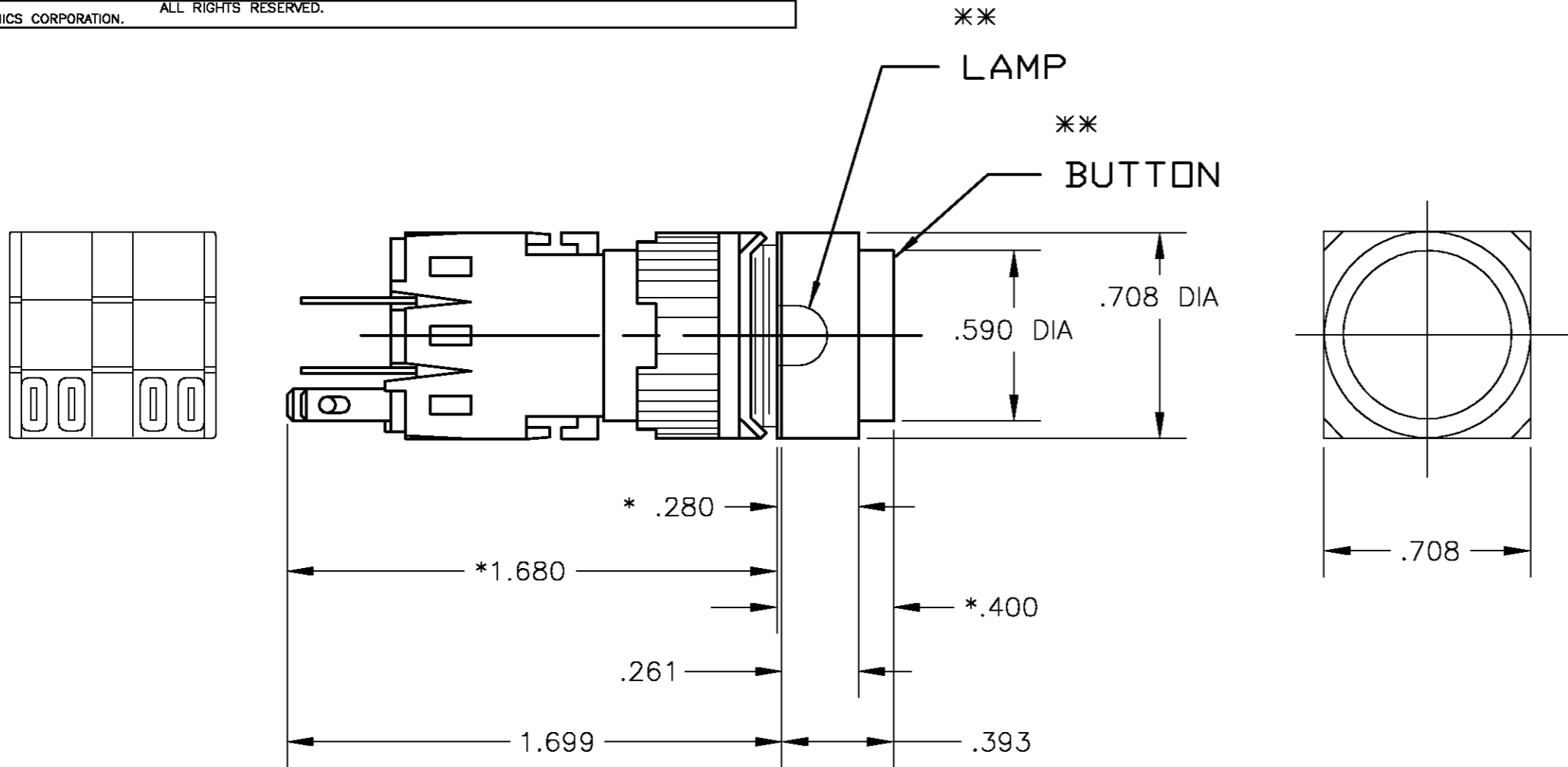


THIS DRAWING IS UNPUBLISHED. RELEASED FOR PUBLICATION  
 © COPYRIGHT BY TYCO ELECTRONICS CORPORATION. ALL RIGHTS RESERVED.

LOC	DIST	REVISIONS					
AD	00	P	LTR	DESCRIPTION	DATE	DWN	APVD
		A		OG3C-0199-03	25APR03	TK	MZ



PANEL CUTOUT  
 TOLERANCE +/- .002

\* DENOTES DILTIGHT VERSION DIMENSION  
 \*\* ORDER BUTTON AND LAMP SEPARATELY: SEE REF 80810 & 80811

**SPECIFICATIONS:**

**MATERIALS:**

MOVEABLE CONTACT: COPPER ALLOY, GOLD PLATE OVER SILVER CLAD.  
 FIXED CONTACT: COPPER ALLOY, GOLD PLATE OVER SILVER CLAD.

**ELECTRICAL:**

CONTACT RATING: 0.4VA @ 20VDC OR PEAK AC.  
 5 AMPS @ 250VAC OR 24VDC (RESISTANCE).  
 INITIAL CONTACT RESISTANCE: 20 MILLIOHMS MAX  
 INSULATION RESISTANCE: 100 MEGOHMS MINIMUM  
 DIELECTRIC STRENGTH: 1500 VOLTS RMS @ SEA LEVEL  
 LIFE EXPECTANCY: 100,000 OPERATIONS AT RATED CURRENT

**ENVIRONMENTAL:**

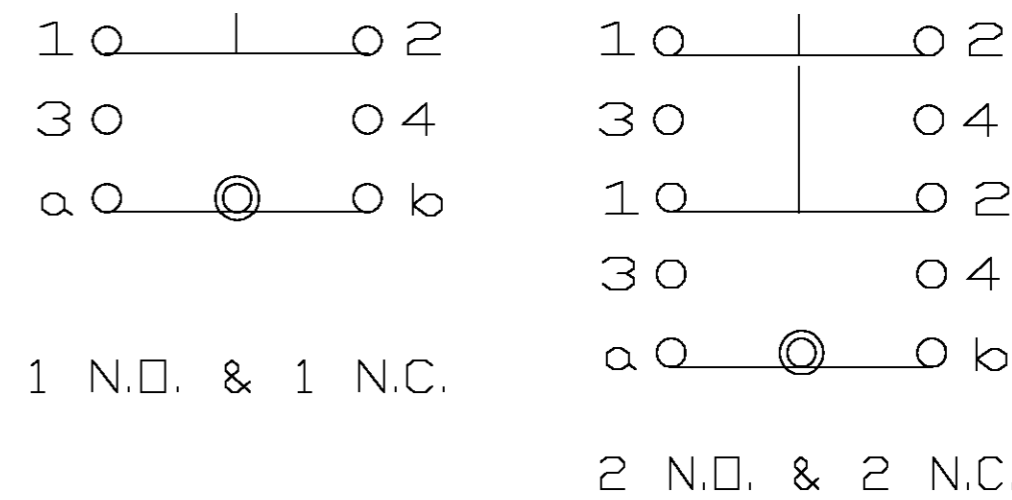
OPERATING TEMPERATURE: -4 F TO 122 F  
 (-20 C TO 50 C)  
 STORAGE TEMPERATURE: -4 F TO 122 F  
 (-20 C TO 50 C)

**NOTES:**

1. INTERPRET DRAWING PER ASME Y14.5M-1994
2. DILTIGHT MODELS MEET NEMA 1, 12, 13 REQUIREMENTS
3. UL RECOGNIZED E-51302
4. PANEL THICKNESS: NON-DILTIGHT = 0.230 MAX  
 DILTIGHT = 0.210 MAX

- △ THE PLATINGS CONTAINED IN THIS PART SHALL CONTAIN NO LEAD.
- △ PRELIMINARY PART, NOT RELEASED FOR PRODUCTION.

\* DENOTES DILTIGHT VERSION DIMENSIONS  
 \*\* ORDER BUTTON AND LAMP SEPARATELY: SEE REF 80810 & 80811



CONTACT DIAGRAM  
 (BUTTON NOT DEPRESSED)

WAS DWG 80809

TYCO PART No.	COMMENTS	MODEL NON DILTIGHT	MODEL DILTIGHT	CONTACTS	ACTION
1571543-3	△1 △2	164EL522		2 N.O. & N.C.	PUSH ON/PUSH OFF
1571543-2	△1 △2	164EL511		1 N.O. & N.C.	PUSH ON/PUSH OFF
1571543-1	△1 △2	164EL11		1 N.O. & N.C.	MOMENTARY
			165EL533	3 N.O. & N.C.	PUSH ON/PUSH OFF
4-1437569-5			165EL522	2 N.O. & N.C.	PUSH ON/PUSH OFF
4-1437569-4			165EL511	1 N.O. & N.C.	PUSH ON/PUSH OFF
			165EL33	3 N.O. & N.C.	MOMENTARY
4-1437569-3			165EL22	2 N.O. & N.C.	MOMENTARY
4-1437569-2			165EL11	1 N.O. & N.C.	MOMENTARY
1437569-7		164EL533		3 N.O. & N.C.	PUSH ON/PUSH OFF
1437569-6		164EL522		2 N.O. & N.C.	PUSH ON/PUSH OFF
1437569-5		164EL511		1 N.O. & N.C.	PUSH ON/PUSH OFF
1437569-4		164EL5		-	PUSH ON/PUSH OFF
		164EL33		3 N.O. & N.C.	MOMENTARY
1437569-3		164EL22		2 N.O. & N.C.	MOMENTARY
1437569-2		164EL11		1 N.O. & N.C.	MOMENTARY
1437569-1		164EL		-	MOMENTARY

THIS DRAWING IS A CONTROLLED DOCUMENT.		DWN CMM 11-4-87	Tyco Electronics Corporation Harrisburg, Pa	
DIMENSIONS: INCHES		CHK JB 12-8-87	NAME ILLUMINATED PUSHBUTTON (164EL SERIES)	
TOLERANCES UNLESS OTHERWISE SPECIFIED:		APVD SMM 12-9-87	SIZE A2	CAGE CODE 00779
0 PLC ± -		PRODUCT SPEC -	DRAWING NO C=1437569-1	RESTRICTED TO -
1 PLC ± -		APPLICATION SPEC -	SCALE NTS	SHEET 1 OF 1
2 PLC ± -		WEIGHT -	REV A	
3 PLC ± .010		CUSTOMER DRAWING		
4 PLC ± -				
ANGLES ± -				
FINISH -				

1437569-1