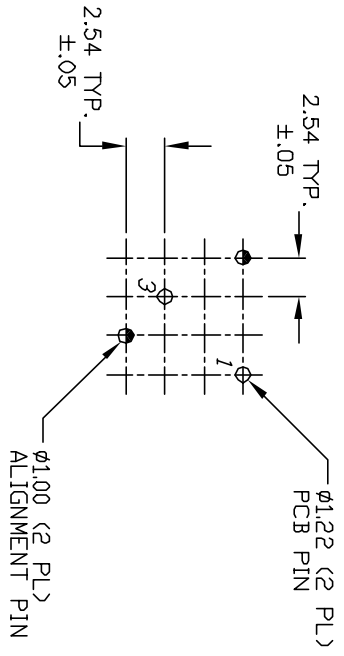
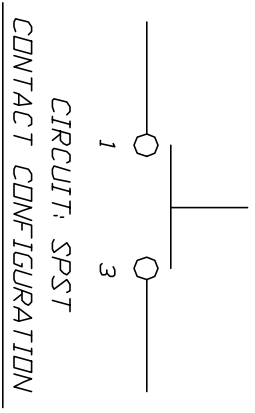


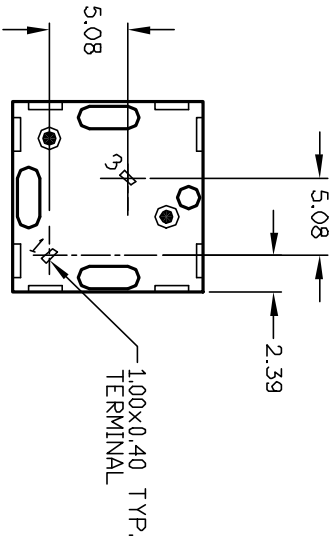
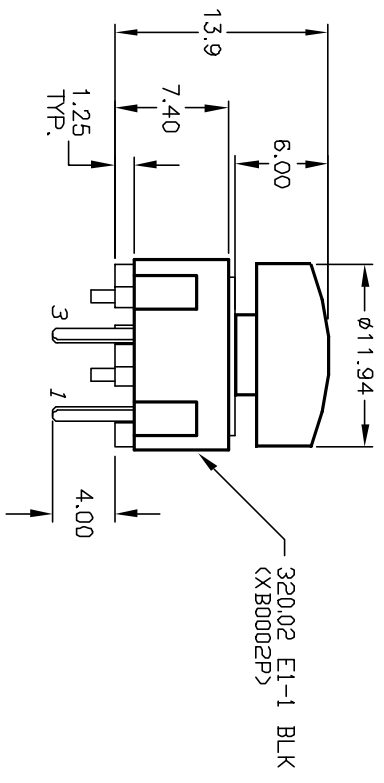
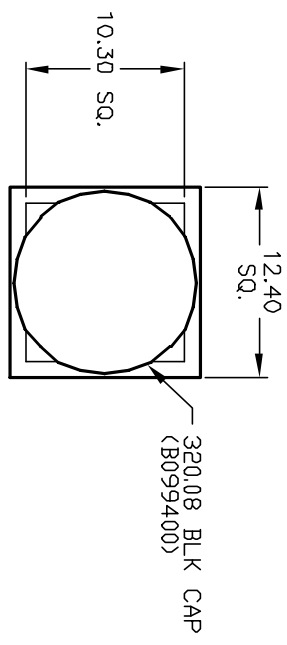
TOP VIEW - SHOW ORIENTATION OF LEGENDS
IN RESPECT TO THE PCB PIN TERMINALS.



RECOMMENDED P.C.B. LAYOUT



- NOTES:
1. ALL DIMENSIONS IN MM
 2. GENERAL TOLERANCE: X.X=±0.4
X.XX=±0.25
 3. RATING: 25mA, @50VDC



REV.	ECN No.	DESCRIPTION	DATE	CHKD
A	11154	RELEASED FOR PRODUCTION	12/26/00	CJB
THE INFORMATION CONTAINED IN THIS DOCUMENT IS PROPRIETARY TO E-SWITCH AND IS NOT TO BE COPIED OR TRANSFERRED				

TITLE	SCALE	DATE	DR	DWG	REV
320.08 EI-1 BLK	2:1	12/26/00	CJB	XB0822A	A

