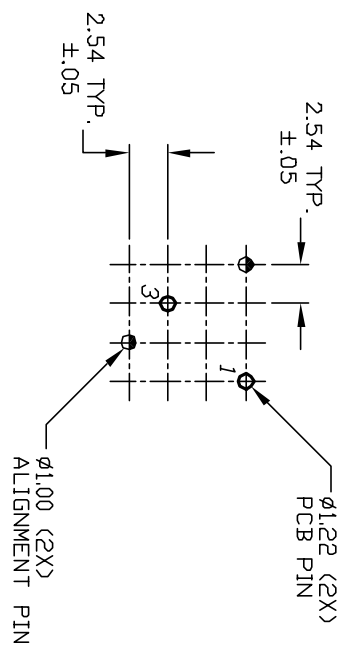
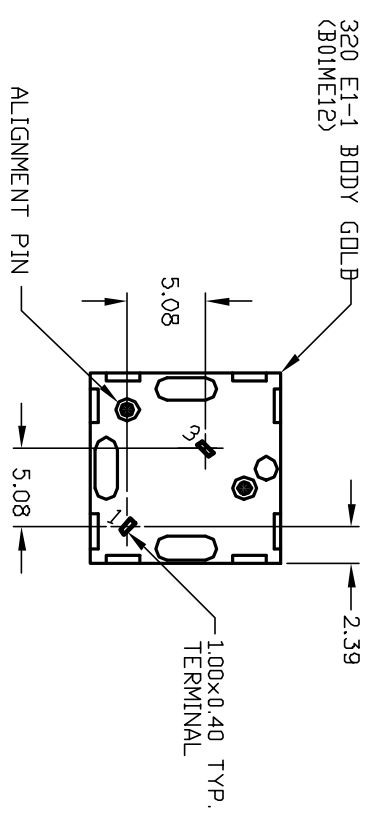
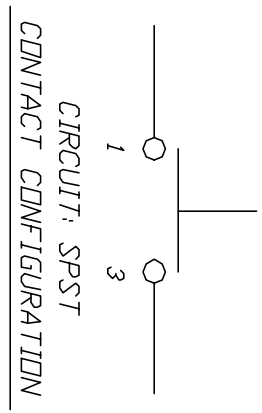
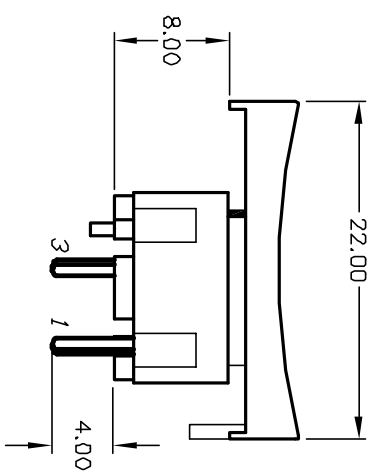
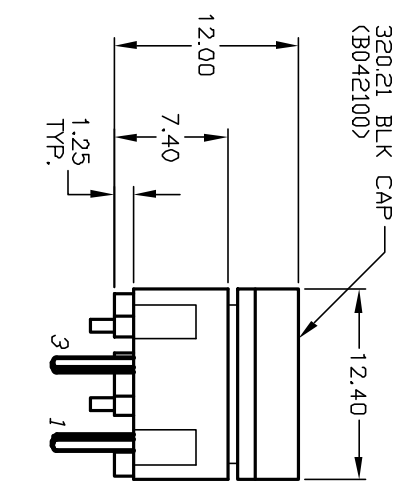


TOP VIEW - SHOW ORIENTATION OF LEGENDS  
IN RESPECT TO THE PCB PIN TERMINALS.



RECOMMENDED P.C.B. LAYOUT



- NOTES:
1. ALL DIMENSIONS IN MM
  2. GENERAL TOLERANCE: X.X=±0.4  
X.XX=±0.25
  3. RATING: 50mA, @50VDC
  4. OPERATING FORCE: 120GF
  5. TRAVEL TO MAKE: 0.7mm

REV.	ECN No.	DESCRIPTION	DATE	CHKD
A	12729	RELEASED FOR PRODUCTION	1/14/03	CJB
THE INFORMATION CONTAINED IN THIS DOCUMENT IS PROPRIETARY TO E-SWITCH AND IS NOT TO BE COPIED OR TRANSFERRED				

TITLE		SCALE	DATE	DR	DWG	REV
330.21 E1-1 BLK		2:1	1/14/03	CB	XB0889P	A
<b>E-SWITCH®</b>						