



- ## Typical Applications

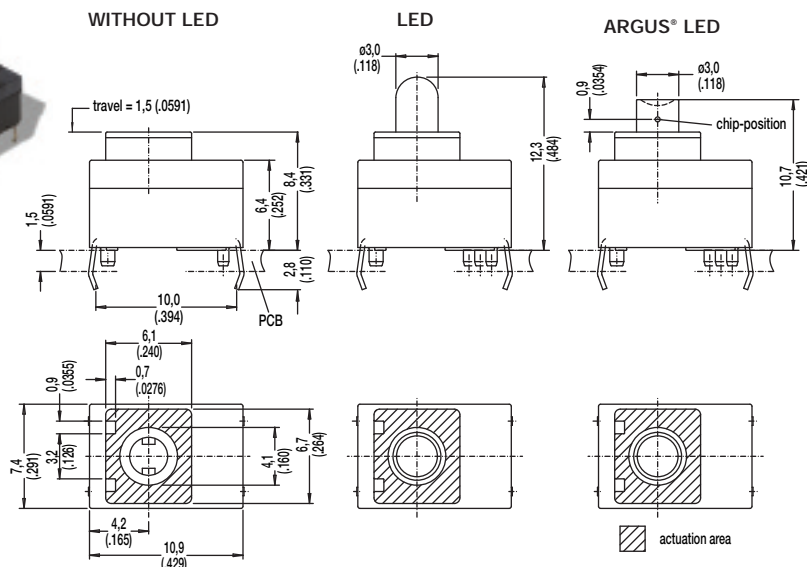
- ## Key Switches

K6 Miniature Key Switches

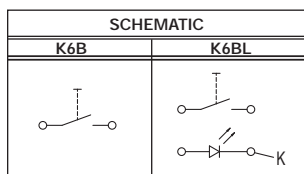
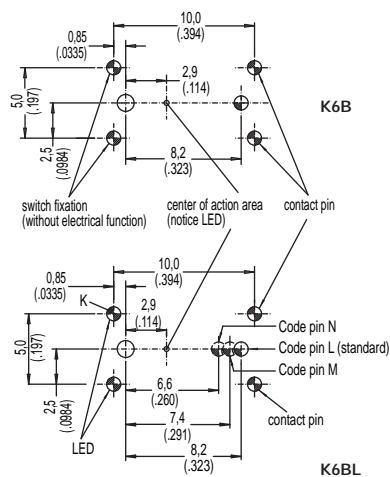
SERIES

K6B WITHOUT LED

K6BL WITH LED



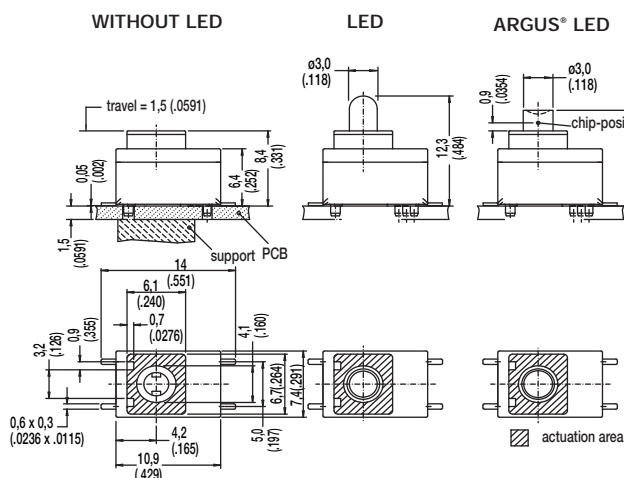
PCB LAYOUT, MOUNTING SIDE



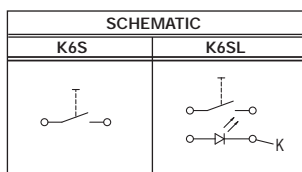
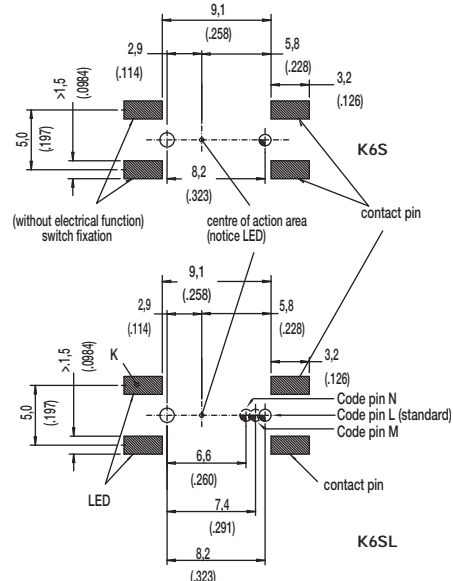
Hole	Ø	Without LED	With LED	Description	Terminal Section	Surface
	1,2+0,1 (.0471+.00349)	1x	1x	center hole		
	0,9+0,1 (.0354+.00349)	1x	1x	code (L,M,N)		
	1,0+0,1 (.0354+.00349)	4x	2x	LED switch	0.6 x 0.3 (.0236 x .0118)	SnPb

K6S WITHOUT LED

K6SL WITH LED



PCB LAYOUT, MOUNTING SIDE



Hole	Ø	Without LED	With LED	Description
	1,2+0,1 (.0471+.00349)	1x	1x	center hole
	0,9+0,1 (.0354+.00349)	1x	1x	code (L,M,N)



First Angle
Projection

Dimensions are shown: mm (inch)
Specifications and dimensions subject to change

www.ck-components.com

C&K

LED

OPTION CODE	COLOR
NONE	Models without LED
GN	Green
YE	Yellow
OG	Orange
RD	Red
WH	White
BU	Blue

STANDARD LED CODE	COLOR
NONE	Models without LED
L306	Green
L327	Yellow
L315	Orange
L352	Red
L302	White
L328	Blue

Additional LED colors available by request

TRAVEL

1.5 1.5 MM

OPERATING FORCE

OPTION CODE	OPERATING FORCE
3N	3 N, 300 g
5N	5 N, 500 g
2N OD	2 N, 200g without snap-point