

SERIES 49

Subminiature Horizontal PC Mount

FEATURES

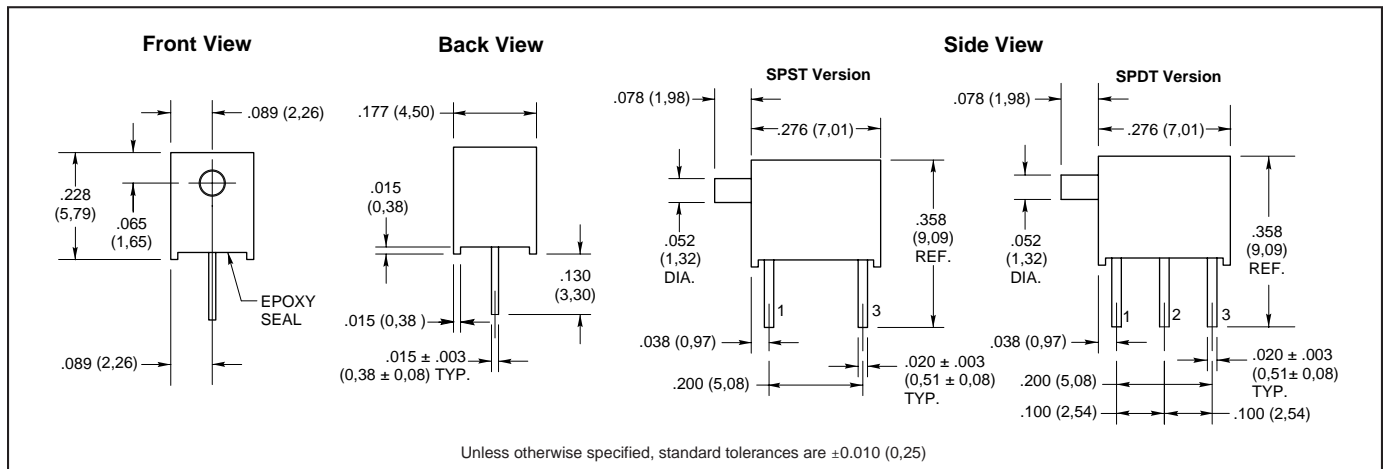
- Process Sealed Plunger
- Printed Circuit Board Mount
- SPST and SPDT (Momentary Contact)
- Gold-Plated Contacts
- Drop-In Industry Replacement

APPLICATIONS

- Telecommunications Equipment
- Networking Equipment
- Personal Computers



DIMENSIONS In inches (and millimeters)



Pushbutton Switches

SPECIFICATIONS

Rating Criteria

Operating Life: 40,000 make-and-break cycles at full load

Contact Rating (resistive load):

Gold Contacts: 0.4 VA maximum at 20 Vac or Vdc maximum

Contact Resistance: Below 50 milliohms typical initial at 2-4 Vdc, 100 mA

Insulation Resistance: 1000 megaohms minimum

Voltage Breakdown: 500 Vrms minimum at sea level

Operating Temperature: -30°C to +85°C

Solderability: Per MIL-STD-202F, Method 208D, or EIA RS-186E, Method 9 (1 hour steam aging)

Materials and Finishes

Base and Cover: Thermoplastic (UL 94V-0)

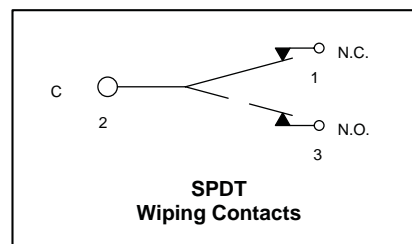
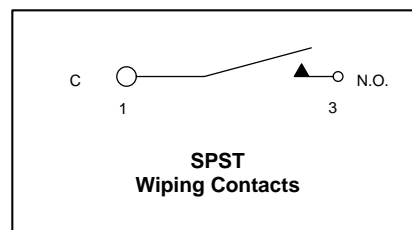
Plunger: Thermoplastic (UL 94V-0)

Terminals: Copper alloy, tin/lead over nickel plate, solder-coated

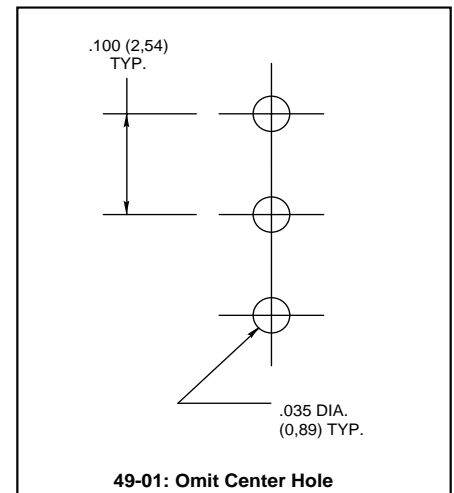
Spring: Plated music wire

Contact: Phosphor bronze, gold over nickel plate

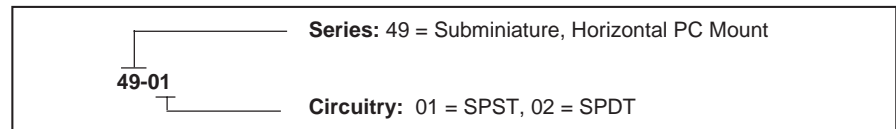
CIRCUITRY OPTIONS



PC MOUNTING



ORDERING INFORMATION



Available from your local Grayhill Component Distributor.

For prices and discounts, contact a local Sales Office, an authorized local distributor, or Grayhill.